



ALEXANDER  
LAMONT

COUTURE

COUTURE



PARIS  
DECO

ALEXANDER LAMONT

17 > 21 janvier 2024  
paris-deco-home.com

QR code and social media icons

Expressing the Virility of Life through Objects and Materials



ALEXANDER  
LAMONT

Alexander Lamont's designs are infused with vitality, soul and character; they evoke a journey of discovery. His celebrated hand-worked pieces communicate a refined and playful elegance and a quest for perfection.

Inspired by deep traditions of craftsmanship from East and West, Alexander's collections of furniture and lighting are an expression of his dedication to meticulous detail, beautiful materials and an aesthetic taste refined by a life lived between Asia and Europe.

At Alexander Lamont, our creations are made to fall in love with, to be treasured and touched and to bring to their owners a joyful communion with the great traditions of workshop excellence and a unique design sensibility.

## Introducing CICADA

Cicada, featured in these pages, is Alexander Lamont's 2024 Spring collection; a journey into material, tone and colour inspired by nature and the legacies of craft. The cicada symbolizes the creative spirit of Alexander Lamont where contemporary designs are brought to life through the transformative energy of human hand and eye. Iconic designs are reborn in fresh new colours and tone-on-tone finishes: warm neutrals and rich natural shades, soft celadons and blues, iridescent ambers, shimmering ebony and hewn brass enliven each exquisite handcrafted piece.



## Casegoods

|                     |         |                          |         |
|---------------------|---------|--------------------------|---------|
| Acadia Low Cabinets | Page 20 | Escada Bookcase          | Page 70 |
| Agata Cabinet       | Page 46 | Estribor Drinks Cabinets | Page 12 |
| Amadeo Cabinets     | Page 42 | Howdah Nightstand        | Page 64 |
| Aurora Low Cabinet  | Page 30 | Hythe Tansu              | Page 66 |
| Capanema Nightstand | Page 62 | Ocean Armoires           | Page 48 |
| Cicada Bar Cabinet  | Page 40 | Pontoon Nightstands      | Page 52 |
| Copan Credenzas     | Page 24 | Prism Sideboards         | Page 34 |
| Dover Tansu         | Page 68 | Tijuca Nightstands       | Page 56 |

## Tables

|                          |          |                         |          |
|--------------------------|----------|-------------------------|----------|
| Alexandria Coffee Table  | Page 134 | Fougère Dining Table    | Page 184 |
| Alexandria Salon Table   | Page 138 | Isola Tables            | Page 102 |
| Alexandria Side Tables   | Page 136 | Kertas Console          | Page 182 |
| Amaranth Lamp Table      | Page 166 | Kumo Cocktail Tables    | Page 84  |
| Ammonite Side Tables     | Page 146 | Lapis Side Tables       | Page 156 |
| Angle Coffee Table       | Page 142 | Largo Coffee Tables     | Page 114 |
| Atlas Side Table         | Page 208 | Lattice Tables          | Page 126 |
| Block Arm Table          | Page 160 | Ledge Console Desk      | Page 176 |
| Brancusi Spiral Table    | Page 168 | Malabar Spot Tables     | Page 96  |
| Cable Side Table         | Page 210 | Marassa Coffee Tables   | Page 144 |
| Cliff Console Desk       | Page 180 | Margot Side Tables      | Page 194 |
| Corteza Console Tables   | Page 170 | Massif Coffee Table     | Page 120 |
| Corteza Dining Tables    | Page 74  | Medina Coffee Table     | Page 112 |
| Damascus Coffee Tables   | Page 130 | Orpheus Console Table   | Page 192 |
| Drop Side Tables         | Page 206 | Ovum Spot Tables        | Page 198 |
| Eshú Coffee Table        | Page 118 | Pavé Tables             | Page 106 |
| Estribor Side Tables     | Page 90  | Pontoon Cocktail Tables | Page 80  |
| Etched Twin Coffee Table | Page 186 | Portico Side Tables     | Page 100 |
| Etched Twin Console      | Page 190 | Quill Side Tables       | Page 152 |
| Etched Twin Side Table   | Page 188 | Tourbillon Table        | Page 140 |
| Facet Console            | Page 178 | Turtle Coffee Table     | Page 122 |
| Fillo Long Tables        | Page 162 | Void Spot Table         | Page 196 |
| Fillo Round Tables       | Page 164 | Wishbone Side Tables    | Page 200 |
| Forge Coffee Table       | Page 124 |                         |          |

## Seating

|                       |          |                        |          |
|-----------------------|----------|------------------------|----------|
| Fan Ottoman           | Page 224 | Mirador Slipper Chairs | Page 216 |
| Fan Tabouret          | Page 226 | Reel Stool             | Page 236 |
| Galeria Daybed        | Page 220 | Rye Benches            | Page 230 |
| Hudson Stool          | Page 234 | Rye Stool              | Page 228 |
| Japan Block Stool     | Page 238 | Wing Benches           | Page 240 |
| Mirador Lounge Chairs | Page 212 |                        |          |

## Screens &amp; Mirrors

|                  |          |                  |          |
|------------------|----------|------------------|----------|
| Amulet Mirrors   | Page 264 | Gemstone Mirrors | Page 266 |
| Aquifer Mirror   | Page 252 | Lune Mirrors     | Page 268 |
| Fillo Mirrors    | Page 270 | Tribute Mirrors  | Page 254 |
| Flamengo Screens | Page 246 | Volta Mirrors    | Page 258 |

## Lighting

|                                 |          |                           |          |
|---------------------------------|----------|---------------------------|----------|
| Aloe Wall Sconces               | Page 374 | Labellum Wall Sconce      | Page 396 |
| Aphrodite Table & Bedside Lamps | Page 314 | Lacuna Sconce             | Page 392 |
| Aquifer Table Lamp              | Page 334 | Lithe Uplight             | Page 364 |
| Archer Sconces                  | Page 394 | Lucio Floor Lamp          | Page 318 |
| Basilica Floor Lamp             | Page 316 | Maluku Lamps              | Page 282 |
| Canister Table Lamps            | Page 292 | Marquis Sconces           | Page 388 |
| Canoas Sconces                  | Page 384 | Mentawai Sconces          | Page 380 |
| Carapace Uplight                | Page 366 | Milonga Floor Lamp        | Page 362 |
| Castries Table Lamps            | Page 336 | Moon Lanterns             | Page 328 |
| Cicada Lanterns                 | Page 326 | Moulin Floor Lamp         | Page 360 |
| Cornice Table Lamps             | Page 350 | Ogún Table Lamp           | Page 306 |
| Cupola Ceiling Downlight        | Page 398 | Otto Table Lamps          | Page 332 |
| Cupola Ceiling Uplight          | Page 398 | Plume Lamps               | Page 300 |
| Cupola Lamps                    | Page 304 | Quilted Table Lamp        | Page 330 |
| Demi-Monde Floor Lamps          | Page 288 | Ruche Lantern             | Page 324 |
| Drift Lamps                     | Page 274 | Santo Lamps               | Page 308 |
| Folly Gesso Ceiling Lights      | Page 402 | Scarab Candle Sconce Tall | Page 406 |
| Folly Sconce                    | Page 386 | Scarab Candle Sconce Wide | Page 408 |
| Fondre Table Lamp               | Page 356 | Serac Lamps               | Page 296 |
| Geo Table Lamps                 | Page 346 | Stem Table Lamps          | Page 352 |
| Globe Table Lamp                | Page 358 | Torta Lantern             | Page 368 |
| Goya Torchere                   | Page 404 | Totem Table Lamp          | Page 340 |
| Hourglass Sconce                | Page 390 | Woven Orb Lanterns        | Page 370 |
| Inlet Table Lamps               | Page 342 | Yemanyá Wall Sconce       | Page 372 |
| Isola Table Lamps               | Page 310 | York Lanterns             | Page 320 |
| Isthmus Sconces                 | Page 376 |                           |          |

|                     |          |
|---------------------|----------|
| Product Information | Page 412 |
| Material Swatches   | Page 439 |

Casegoods





**Estribor** Drinks Cabinet | Ebony






### **Estribor** Drinks Cabinet | Ebony

The Estribor drinks cabinet is a monumental yet gentle piece. Asymmetrical doors flow into each other with visual continuity and a gentle curve that invites the touch. The exterior is meticulously inlaid with straw marquetry in a staggered pattern that draws the eye around the piece. The Ebony cabinet features a tone-matched Black Oak top and warm mahogany interior. Sculptural bronzed hardware creates visual detailing and tactile pleasure.

W 50    D 21 1/4    H 33 1/4 in  
W 127    D 54    H 84.5 cm







### **Estribor** Drinks Cabinet | Beechwood

A sculptural cabinet that has been skillfully bench-made and features asymmetrical doors that flow into each other, and beautiful tactile hardware. The exterior is meticulously inlaid with Beechwood straw marquetry in a staggered pattern that draws the eye around the piece. Matching the tone of the straw is an oak top and interior.

W 50    D 21 1/4    H 33 1/4 in  
W 127    D 54    H 84.5 cm



## Acadia Low Cabinet | Ebony Embers

Charred tones of ebony in our signature Embers straw lure the hand and eye to explore. Hand-scored lines animated by depth and texture and glowing mahogany interior make a cabinet of refined craftsmanship.

W 48 D 16 <sup>7</sup>/<sub>8</sub> H 33 <sup>1</sup>/<sub>2</sub> in  
W 122 D 43 H 85 cm





### Acadia Low Cabinet | Autumn Embers

A stunning, signature material created in Alexander's studio, Autumn Embers Straw is made with layers of straw marquetry in subtle dyed tones that are pressed and abraded to reveal deep layers and cross-currents of reflective light. Grey Ash brings a muted counterpoint and a golden bamboo interior completes the delicately crafted materials. Knife hinges and rod lock in patinated brass with custom cast feet and key. Back in Grey Ash. Now available also in Ebony Embers straw.

W 48 D 16 <sup>7</sup>/<sub>8</sub> H 33 <sup>1</sup>/<sub>2</sub> in  
W 122 D 43 H 85 cm



## Copan Credenza | Ivory over Ivory

Flowing lines made with immaculate craftsmanship. Deeply curving concave drawer fronts and rounded corners are covered with Ivory over Ivory shagreen in parallel lines on this wonderful credenza that is elegantly lifted by bronze legs and detailed with rock crystal handles. Silvery Koto wood is applied to the top and interior.

W 78 1/2 D 21 1/4 H 33 1/2 in  
W 199.5 D 54 H 85 cm



## Copan Credenza | Natural Chocolate

An elegant sideboard designed by Brazilian Antonio da Motta for Alexander Lamont. The Copan Credenza is covered in Natural Chocolate shagreen parallel lines pattern with Koto wood in a soft silver tone on top, inside and at rear. Bronze legs and rock crystal handles.

W 78 1/2 D 21 1/4 H 33 1/2 in  
W 199.5 D 54 H 85 cm








Aurora Low Cabinet





### **Aurora** Low Cabinet

Eggshell columns fade to black lacquer and return, creating a cabinet that will reflect and animate any room. Meticulous workmanship and considerable time achieves a cabinet that evokes textures and light while expressing the finest skills and detailing. Lacquered Dark Walnut exterior with gently rounded frame. Knife hinges and rod lock in patinated brass with custom cast feet and key. Back and interior in satin Walnut.

W 48 D 16 <sup>7</sup>/<sub>8</sub> H 33 <sup>1</sup>/<sub>2</sub> in  
W 122 D 43 H 85 cm



## Prism Sideboard | Natural

The Prism lights up in the sun creating an enigmatic play on its surface of mother-of-pearl and muted tones of straw marquetry.

W 66 <sup>7</sup>/<sub>8</sub> D 20 <sup>1</sup>/<sub>2</sub> H 32 <sup>5</sup>/<sub>8</sub> in  
W 170 D 52 H 83 cm







### Prism Sideboards | Deep Blue

A serious yet delightful credenza that blends a myriad of materials into a functional and elegant whole. Both light and dark, raw and refined, this piece dazzles gently.

Mother-of-pearl, patinated copper, lustrous indigo and taupe straw marquetry are inlaid by hand over the front and sides of the cabinet. Custom made feet elevate the piece and matching handles give a sensuous tactility to the touch. The top is Smoked Eucalyptus and the interior is Figured Sycamore with adjustable shelves and generous soft closing drawers.

W 66 <sup>7</sup>/<sub>8</sub> D 20 <sup>1</sup>/<sub>2</sub> H 32 <sup>5</sup>/<sub>8</sub> in  
W 170 D 52 H 83 cm



## Cicada Bar Cabinet

A whimsical drinks cabinet that exudes the spirit of the French Riviera in summer; shimmering waters, floating insects on the breeze and the sounds of jazz and laughter.

Iridescent panels of mica front the sleek drinks cabinet to compliment a cast bronze cicada handle. The LED-lit interior is lined with shimmering Figured Sycamore and houses a locking pull-table and adjustable shelves. The exterior is covered with rich tiger-stripe Smoked Eucalyptus. Raised on a base of cast bronze patina inspired by tied bamboo structures.

W 40 <sup>3</sup>/<sub>4</sub> D 22 <sup>1</sup>/<sub>2</sub> H 57 <sup>7</sup>/<sub>8</sub> in  
W 103.5 D 57 H 147 cm





W 47 D 19 1/8 H 66 1/8 in  
W 119.5 D 48.5 H 168 cm

## Amadeo Cabinet | Celadon

Jade and celadon tones glisten and shine like the quiet waters of the paddy field.  
A light Amadeo cabinet with cool cast burnished brass elements and oak interior.





### **Amadeo** Cabinet | Ebony

A tall cabinet covered in Ebony straw marquetry rings that ripple out from sculpted cast handles. The top edge and base are made from cast bronze in the texture of natural straws. The interior is finished in succulent lacquered dark Wenge.

W 47    D 19 1/8    H 66 1/8 in  
W 119.5    D 48.5    H 168    cm






## Agata Cabinet

A dresser cabinet covered in a whirl of hand-dyed straw marquetry rings that ripple out from sculpted handles. Natural straw models were made and cast from bronze to make the base and top trim. The interior is finished in Wenge.

W 47    D 19 1/8    H 66 1/8 in  
W 119.5    D 48.5    H 168 cm





### **Ocean** Armoire | Deep Coral Parchment

A tall cabinet in parchment and polished brass. "I wanted the octopus to emerge from the depths through a forest of light-scattered coral beneath the ocean. To achieve this effect I developed a way to apply coral patterns onto the dark parchment while retaining the natural organic quality of the goatskins." Interior lined with Ivory parchment.

W 27 1/2 D 20 1/2 H 72 7/8 in  
W 70 D 52 H 185 cm

## Ocean Armoire | Reef Coral Parchment

Inspired by the idea of light beneath the ocean, coral patterns have been applied onto the parchment that envelops the exterior of the cabinet. The dark bronze octopus and feet contrast with the dramatically varied tone of the skins while the interior is lined with Ivory parchment.

W 27 1/2 D 20 1/2 H 72 7/8 in  
W 70 D 52 H 185 cm





## Pontoon Nightstands

Thoughtfully arranged for bedside functionality, the Pontoon nightstand is a series of gently cascading volumes, including a drawer, that float between shagreen and oak veneer. Available in right or left orientations and also practical as a side or end table in a living context. A bronzed-edge channel on top allows for the elegant exit of wires. Designed by Alberto Velez for the Malabares collection.

W 31    D 23 <sup>5</sup>/<sub>8</sub>    H 23    in  
W 78.5    D 60    H 58.5    cm





## Tijuca Nightstand | Burnished Metals

Straw marquetry in Burnished Metals tone curves around the elegant form of this nightstand designed by Antonio da Motta for Alexander Lamont.

W 34 1/2" D 21 1/4" H 27" in  
W 87.5" D 54" H 68.5 cm





### Tijuca Nightstand | Deep Blue

Flowing soft lines and glowing dark surfaces suggest the Brazilian influences of this nightstand. Straw marquetry is edged with patinated brass while textured bronze handles and legs elevate the details.

W 34 1/2 D 21 1/4 H 27 in  
W 87.5 D 54 H 68.5 cm






### Tijuca Nightstand | Ebony

Flowing soft lines and glowing dark surfaces suggest the Brazilian influences of this nightstand. Straw marquetry is edged with patinated brass while textured bronze handles and legs elevate the details.

W 34 1/2 D 21 1/4 H 27 in  
W 87.5 D 54 H 68.5 cm







### **Capanema** Nightstand

Pale Natural Speckle shagreen covers this nightstand, that introduces a textured central bronze leg and handles. African Koto wood is a light linear complement that makes a beautiful bedside surface. Antonio da Motta designed the piece for Alexander Lamont, bringing Brazilian modernist influences to the form.

W 34 1/2 D 21 5/8 H 27 in  
W 87.5 D 54 H 68.5 cm



## Howdah Nightstand

Strong yet soft. Lustrous contrasting materials make a bedroom piece that is both gentle and reassuring to touch.

The cast bronze feet and hardware are reminiscent of prehistoric stone axes with their worn soft contours. The exterior is entirely covered in richly grained Natural parchment. A parchment stand sits on the top that can be turned over to become a functional tray top. Grey Oak interior drawer lined with soft lie-de-vin nappa leather

W 24 <sup>3</sup>/<sub>8</sub> D 17 <sup>7</sup>/<sub>8</sub> H 25 <sup>3</sup>/<sub>8</sub> in  
W 62 D 45.5 H 64.5 cm





## Hythe Tansu

A surface of dappled Burnished Woven Straw lights up this chest-of-drawers in a special finish created in our studio. Layers of straw that have been carefully rubbed through create depth and reflection. Drawer handles in warm textured cast brass emerge from the surface. Soft-close Maple drawers are lined with ivory leather. Back in Maple.

W 36 D 18 <sup>7</sup>/<sub>8</sub> H 33 <sup>1</sup>/<sub>2</sub> in  
W 91.5 D 48 H 85 cm





### Dover Tansu

A chest of drawers encased in warm Grey Ash with drawer faces in Natural parchment that have been embossed to create dimension and play with the light. Cast and patinated brass handles and feet. Soft-close Maple drawers are lined with textured ivory leather.

W 36 D 18 <sup>7</sup>/<sub>8</sub> H 33 <sup>1</sup>/<sub>2</sub> in  
W 91.5 D 48 H 85 cm





## Escada Bookcase

A bookcase that brings together three natural elements; wood, straw and brass, to form a striking shelf that emits light from within its straw marquetry interior. It is framed entirely by a delicately inlaid straw trim of gently vibrant tonality. The linear patterns continue with the woodcut texture in cast and gold-plated brass shelf-supports.

W 55 1/8 D 14 3/8 H 44 1/4 in  
W 140 D 36.5 H 112.5 cm

# Tables & Seating





## Corteza Dining Table | Natural Speckle

A strong circle of French Oak with subtle inlaid pattern is raised on a shagreen-wrapped sculptural base with recessed surfaces in grooved wood and bronze to draw the eye and create a sense of flow.

Ø 63 H 29 <sup>3</sup>/<sub>4</sub> in  
Ø 160 H 75.5 cm







### **Corteza** Dining Table | Natural Chocolate

A functional dining table raised on a finely detailed sculptural base lusciously wrapped in Natural Chocolate shagreen.

Ø 63 H 29 <sup>3</sup>/<sub>4</sub> in  
Ø 160 H 75.5 cm

## Pontoon Cocktail Table

Layers of honed natural shagreen float over austere French Oak forming a soft rectangular volume with split levels connected by tangent, flowing movement. Part of the Malabares collection, this piece embodies ideas of asymmetry and flow.

W 37 L 58 H 15 1/2 in  
W 94 L 147.5 H 39.5 cm






## Kumo Cocktail Table | Ebony

Kumo is a soft flowing form with a vibrant geometric arrangement of dark or light-toned straw marquetry on the tabletop. The sculptural volume is raised on an Black Oak foot to create the sense of a floating surface.

W 32 1/4 L 67 H 15 1/8 in  
W 82 L 170 H 38.5 cm







### **Kumo** Cocktail Table | Beechwood

Glowing natural Beechwood straw marquetry follows the asymmetrical 'floating' form with a vibrant contemporary 'weave' pattern.

W 32 1/4 L 67 H 15 1/8 in  
W 82 L 170 H 38.5 cm







### **Estribor** Side Table | Beechwood

A stoic volume divided into alternate heights of cast, textured bronze, the Estribor Side table plays with a tangent surface dynamic of opening and curving faces applied with dark or light-toned straw marquetry.

W 13    L 28    H 21 1/4 in  
W 33    L 71    H 54    cm





### **Estribor** Side Table | Ebony

Lustrous straw falls like rain around this flowing contemporary form.

W 13 L 28 H 21 1/4 in  
W 33 L 71 H 54 cm





### Malabar Spot Table | Natural Speckle

A confluence of geometry, sculpture and texture, the Malabar Spot table is a visually arresting element that presents cast bronze surfaces over an exquisitely crafted shagreen envelope.

W 12 1/4 L 12 1/4 H 19 1/2 in  
W 31 L 31 H 49.5 cm





**Malabar** Spot Table | Charcoal Grey

W 12 1/4 L 12 1/4 H 19 1/2 in  
W 31 L 31 H 49.5 cm





### Portico Side Tables

The Portico's are delicious functional side tables bringing an accent of luxurious parchment to the living room or intimate spaces. Asymmetric architecture with legs that curve upwards and around the edges bring elegant lines to the duo - great together or solo.

|       |                                  |                                  |                                  |    |
|-------|----------------------------------|----------------------------------|----------------------------------|----|
| Large | W 16 <sup>3</sup> / <sub>8</sub> | L 28                             | H 22                             | in |
|       | W 41.5                           | L 71                             | H 56                             | cm |
| Small | W 12 <sup>1</sup> / <sub>4</sub> | L 20 <sup>7</sup> / <sub>8</sub> | H 16 <sup>1</sup> / <sub>2</sub> | in |
|       | W 31                             | L 53                             | H 42                             | cm |



## Isola Tables | Parchment

Ancient, organic, timeless natural parchment envelops Isola tables in these asymmetrical contemporary sculptures that double as side and spot tables.

|            |                                 |                                 |                                  |    |
|------------|---------------------------------|---------------------------------|----------------------------------|----|
| Spot Table | W 8 <sup>5</sup> / <sub>8</sub> | L 8 <sup>5</sup> / <sub>8</sub> | H 22                             | in |
|            | W 22                            | L 22                            | H 56                             | cm |
| Side Table | W 12                            | L 16                            | H 17 <sup>1</sup> / <sub>8</sub> | in |
|            | W 30.5                          | L 40.5                          | H 43.5                           | cm |





## Isola Tables | Bronze

Isola spot and side tables are versatile pieces that bring the great contrasting materials of bronze and parchment together. Designed as subtly figurative, modernist sculptures, they meet and interact beautifully together. Lacquered parchment is full of raw natural variety while being extremely durable.

|            |                                 |                                 |                                  |    |
|------------|---------------------------------|---------------------------------|----------------------------------|----|
| Spot Table | W 8 <sup>5</sup> / <sub>8</sub> | L 8 <sup>5</sup> / <sub>8</sub> | H 22                             | in |
|            | W 22                            | L 22                            | H 56                             | cm |
| Side Table | W 12                            | L 16                            | H 17 <sup>1</sup> / <sub>8</sub> | in |
|            | W 30.5                          | L 40.5                          | H 43.5                           | cm |







### Pavé Tables | Mica

Fractured, glistening mineral shards combine to create the earth-tone mica surfaces on the Pavé tables. Raw, textured cast brass creates the impression that these Pavé tables are hewn from the molten earth.

|       |          |             |
|-------|----------|-------------|
| Tall  | Ø 25 5/8 | H 24 3/8 in |
|       | Ø 65     | H 62 cm     |
| Small | Ø 23 5/8 | H 20 1/2 in |
|       | Ø 60     | H 52 cm     |
| Low   | Ø 27 1/2 | H 17 3/8 in |
|       | Ø 70     | H 44 cm     |







## Pavé Tables | Shagreen

Bracelets, gauntlets, cuffs – ancient sculpted table forms that work beautifully together or apart. Cast, rubbed and burnished brass bases with rich surface texture, dark within and glowing outside, raise tops edged with polished brass and covered with Natural Chocolate or Natural Speckle shagreen inlaid with triangles of White Eggshell.

|       |          |             |
|-------|----------|-------------|
| Tall  | Ø 25 5/8 | H 24 3/8 in |
|       | Ø 65     | H 62 cm     |
| Small | Ø 23 5/8 | H 20 1/2 in |
|       | Ø 60     | H 52 cm     |
| Low   | Ø 27 1/2 | H 17 3/8 in |
|       | Ø 70     | H 44 cm     |





## Medina Coffee Table

Natural parchment panels are separated by inlaid bronze lines creating a minimal shield-like table with a fine profile. Raised on strong curving bronze feet.

W 37 L 57 <sup>1</sup>/<sub>8</sub> H 13 <sup>3</sup>/<sub>8</sub> in  
W 94 L 145 H 34 cm



## Largo Coffee Table | Natural Parchment

Bronze in linear elegance lifts and envelops the Natural parchment paneled top. Parchment colour and tone vary beautifully with every skin.

W 57 7/8 L 57 7/8 H 15 in  
W 147 L 147 H 38 cm



## Largo Coffee Table | Pepper Grey Parchment

Panels of Pepper Grey goatskin parchment, full of natural character and strength, are lifted by a linear bronze structure to create a wonderful moody coffee table.

W 57 7/8 L 57 7/8 H 15 in  
W 147 L 147 H 38 cm





## Eshú Coffee Table

Hewn legs cast in lost wax bronze support a dramatically elegant top. The straw marquetry is dyed by hand in our own workshops to five subtle tones of Burnt Coral before being inlaid in a sunburst pattern. Designed by Antonio da Motta for Alexander Lamont, the inspiration draws from Yoruba ideas of power and belief.

W 50 <sup>3</sup>/<sub>4</sub> L 50 <sup>3</sup>/<sub>4</sub> H 16 <sup>1</sup>/<sub>8</sub> in  
W 129 L 129 H 41 cm





### **Massif** Coffee Table

Powerful bronze legs clasp and lift a top of muted, unpolished Natural Speckle shagreen.

W 27 1/2 L 58 1/8 H 16 in  
W 70 L 147.5 H 40.5 cm





## Turtle Coffee Table

Dorsal shapes, sculpted base and a rawhide surface create an organic and flowing maritime energy.

Slender black bronze patinated fins support an oval ring and table surface 'carapace' of hand-shaped Natural parchment.

W 39 <sup>3</sup>/<sub>8</sub> L 55 <sup>1</sup>/<sub>8</sub> H 14 in  
W 100 L 140 H 35.5 cm



## Forge Coffee Table

Forge is a contemporary, modernist low table in raw natural shagreen; perhaps the most enigmatic and tactile decorative material. It has been braced by an abstract bronze element that brings great strength and luscious contrast. Below, the sculptural legs lift the top with a similar abstract structure.

W 29 L 56 H 14 <sup>5</sup>/<sub>8</sub> in  
W 73.5 L 142 H 37 cm









### Lattice Tables

Lattice console and side tables are minimalist, relaxed designs. Carved bronze legs reflect the light while the table surfaces are covered with a lacquer-rubbed surface developed in Alexander's studio.

|            |          |          |             |
|------------|----------|----------|-------------|
| Console    | W 14 1/2 | L 67 3/8 | H 31 1/2 in |
|            | W 37     | L 171    | H 80 cm     |
| Side Table | W 18 1/8 | L 23 1/4 | H 23 7/8 in |
|            | W 46     | L 59     | H 60.5 cm   |




**Damascus** Coffee Table  
Natural Distress

A low table raised on simple textured bronze legs. The top has a curved profile borrowed from Japanese tables and a surface of Natural Distress shagreen panels inlaid in parallel lines.

W 36 L 60 H 13 <sup>5</sup>/<sub>8</sub> in  
W 91.5 L 152.5 H 34.5 cm





**Damascus** Coffee Table | Natural Speckle

W 36 L 60 H 13 <sup>5</sup>/<sub>8</sub> in  
W 91.5 L 152.5 H 34.5 cm



### Alexandria Coffee Table

A coffee table of formal structure, with a uniquely pale rubbed surface of ivory shagreen lacquered white and framed by polished brass.

W 32 1/8 L 50 H 15 3/4 in  
W 81.5 L 127 H 40 cm






Deep Amber Mica

## Alexandria Side Tables

Lamp tables made with natural mica tops in Deep Amber or Pewter tones. Legs in Black Oak and cast polished brass.

W 23 L 23 H 22 in  
W 58.5 L 58.5 H 56 cm



Pewter Mica



### **Alexandria** Salon Table

Octagonal dark legs and tapering polished brass feet lend an architectural aspect to this table. The top is made from cast bronze shagreen-textured tiles.

W 17 <sup>7</sup>/<sub>8</sub> L 23 H 22 in  
W 45.5 L 58.5 H 56 cm



## Tourbillon Table

Tonally contrasting shagreen meticulously inlaid in a linear pattern. Feet in patinated brass.

W 27 1/2 L 65 H 15 in  
W 70 L 165 H 38 cm





## Angle Coffee Table

Pure lines and raw textures create a table of chic purity. Bronze patina legs support a field of Natural Chocolate shagreen.

W 35 <sup>7</sup>/<sub>8</sub> L 59 <sup>1</sup>/<sub>2</sub> H 14 <sup>5</sup>/<sub>8</sub> in  
W 91 L 151 H 37 cm



## Marassa Coffee Tables

Irregular sheets of natural parchment, full of tonal variation, are laid over an asymmetrical slab and lacquered. The tables are lifted by five deeply textured bronze legs. A Black Marble oval rests on the top as a sculptural accent and 'tray'. The table also works beautifully when two are placed beside each other; skins and form reflecting with elegant imperfection.

W 21 <sup>5</sup>/<sub>8</sub> L 72 H 13 <sup>3</sup>/<sub>4</sub> in  
W 55 L 183 H 35 cm





### Ammonite Side Tables | Horn

Polished buffalo horn creates a lustrous, shimmering surface for the Ammonite Side tables - jewel-like accents that are durable yet tonally minimal.

|      |          |          |    |
|------|----------|----------|----|
| Tall | Ø 19 3/4 | H 26     | in |
|      | Ø 50     | H 66     | cm |
| Low  | Ø 19 3/4 | H 20 7/8 | in |
|      | Ø 50     | H 53     | cm |





## Ammonite Side Tables | White Eggshell

Eggshell - an unexpected surface on these Ammonite tables. Moonlike, they nest in pale-palette interiors. Legs in white bronze.

|      |          |          |    |
|------|----------|----------|----|
| Tall | Ø 19 3/4 | H 26     | in |
|      | Ø 50     | H 66     | cm |
| Low  | Ø 19 3/4 | H 20 7/8 | in |
|      | Ø 50     | H 53     | cm |





### **Ammonite** Side Tables Lacquered Eggshell

Lacquered Eggshell in gentle rings creates reflection and lustre, recalling a time when meticulous handworked detail and decoration was everything. Edged in dark brass and raised on cast legs with faceted feet.

|      |          |          |    |
|------|----------|----------|----|
| Tall | Ø 19 3/4 | H 26     | in |
|      | Ø 50     | H 66     | cm |
| Low  | Ø 19 3/4 | H 20 7/8 | in |
|      | Ø 50     | H 53     | cm |





### Quill Side Tables | Onyx Marble

Onyx marble, full of unexpected inclusions, is honed to create a surface of character and sophistication surrounded by a generous irregular bronze frame. Tapering textured legs rise and swell as the tables interact.

|      |          |          |          |    |
|------|----------|----------|----------|----|
| Tall | W 20 1/2 | L 22 5/8 | H 21     | in |
|      | W 52     | L 57.5   | H 53.5   | cm |
| Low  | W 24 3/8 | L 26 5/8 | H 18 1/4 | in |
|      | W 62     | L 67.5   | H 46.5   | cm |



### Quill Side Tables | Black Marble

Cast sculpted fins support the hand-honed black stone top that reflects the light like water.

|      |          |          |          |    |
|------|----------|----------|----------|----|
| Tall | W 20 1/2 | L 22 5/8 | H 21     | in |
|      | W 52     | L 57.5   | H 53.5   | cm |
| Low  | W 24 3/8 | L 26 5/8 | H 18 1/4 | in |
|      | W 62     | L 67.5   | H 46.5   | cm |





### Lapis Side Tables | Blue

Black patina bronze legs in our signature straw-textured finish support long cabochons of semi-precious blue tones made from strong natural lacquer.

|       |                                  |                                  |                                  |    |
|-------|----------------------------------|----------------------------------|----------------------------------|----|
| Large | W 10 <sup>3</sup> / <sub>8</sub> | L 25 <sup>5</sup> / <sub>8</sub> | H 16                             | in |
|       | W 26.5                           | L 65                             | H 40.5                           | cm |
| Small | W 10 <sup>3</sup> / <sub>8</sub> | L 15 <sup>3</sup> / <sub>4</sub> | H 12 <sup>1</sup> / <sub>4</sub> | in |
|       | W 26.5                           | L 40                             | H 31                             | cm |





### Lapis Side Tables | Ivory

Our signature straw-textured legs raise long cabochons of Ivory lacquer. Bronze legs are available in either dark patina or burnished brass.





### **Block Arm** Table

An elegant side table between or aside seating. Bronze with a butcher's block top surface.

W 9 <sup>5</sup>/<sub>8</sub> L 30 <sup>7</sup>/<sub>8</sub> H 26 <sup>3</sup>/<sub>8</sub> in  
W 24.5 L 78.5 H 67 cm



## Fillo Long Tables

Inspired by Monet's mirror pond, water-lilies float on meandering stems. The cast bronze is available in richly patinated dark bronze or in Silvered Bronze.

W 24 L 47 1/4 H 17 1/8 in  
W 61 L 120 H 43.5 cm





### Fillo Round Tables

Silvered lily pads floating on stems form a pair of whimsical side tables.

|      |          |          |          |    |
|------|----------|----------|----------|----|
| Tall | W 14 1/8 | L 15 1/8 | H 15 3/4 | in |
|      | W 36     | L 38.5   | H 40     | cm |
| Low  | W 15     | L 15 1/8 | H 13 3/4 | in |
|      | W 38     | L 38.5   | H 35     | cm |



### **Amaranth** Lamp Table

"I sculpted the base in wax many times searching for an elegant way to offset legs and arms that are darkly patinated to black bronze tones." The turned-out feet are inspired by the Chinese 'leopard foot' tables, while the arms support top in Antique Ivory Gesso finish; a burnished and hand-cracked ivory surface made with gesso.

Ø 27 1/2 H 27 3/8 in  
Ø 70 H 69.5 cm






## Brancusi Spiral Table

Inspired by the famous sculptor's work, this side table in darkly patinated bronze has clean elegant lines and a smooth spiral top surface.

Ø 19 5/8 H 21 7/8 in  
Ø 50 H 55.5 cm






## Corteza Console Table | Natural Distress

Elegant from all sides, Corteza explores notions of materiality and structure through Alexander Lamont's celebrated surfaces. Carved bronze concave pillars that echo the lines of rye straw, support a flowing volume of shagreen.

W 15 3/4 L 59 H 32 1/2 in  
W 40 L 150 H 82.5 cm







## Corteza Console Table | Natural Speckle

Shown in natural speckle shagreen, the Corteza console plays with asymmetry through sculptural and structural elements. Corteza is Spanish for bark - concave grooved legs giving a sense of this enveloping vital natural surface.

W 15 3/4 L 59 H 32 1/2 in  
W 40 L 150 H 82.5 cm





### Ledge Console Desk

A bijou desk or console table with hand-carved shoulders, and a single drawer lined in Maple. Natural Distress shagreen covers the entire piece creating a wonderful texture and tone. Bronze feet.

W 18 <sup>7</sup>/<sub>8</sub> L 46 <sup>7</sup>/<sub>8</sub> H 29 <sup>3</sup>/<sub>4</sub> in  
W 48 L 119 H 75.5 cm



## Facet Console

The Facet Console was born from the idea of a table made from paper and the strength and architecture created by tapering lines and folds. The feet are bronze.

W 14 1/8 L 45 1/4 H 33 1/8 in  
W 36 L 115 H 84 cm





## Cliff Console Desk

An iconic form has been up-dated with the subtle combination of Natural parchment panels and Natural Speckle shagreen drawer and back panels. Patinated solid brass feet.

W 15 L 51 1/8 H 29 1/2 in  
W 38 L 130 H 75 cm



## Kertas Console

A console table that was inspired by origami. The folded lines enter the volume of the console giving rise to striking angles, corners and light. Raw shagreen in Natural Distress tone wonderfully enhances the contemporary architectural structure.

W 15 <sup>3</sup>/<sub>4</sub> L 55 <sup>1</sup>/<sub>8</sub> H 31 <sup>1</sup>/<sub>2</sub> in  
W 40 L 140 H 80 cm





## Fougère Dining Table

Strong bronze tusk legs support a scalloped table top covered with fully lacquered Natural Chocolate shagreen.

W 43 1/4 L 70 7/8 H 28 3/8 in  
W 110 L 180 H 72 cm



## Etched Twin Coffee Table

Origami folded forms. Raw elegant monotone etched steel tables.

|          |          |             |
|----------|----------|-------------|
| W 35 1/2 | L 47 1/4 | H 16 1/2 in |
| W 90     | L 120    | H 38 cm     |





### Etched Twin Side Table

Origami folded forms. Raw elegant monotone etched steel tables.

|          |        |      |    |
|----------|--------|------|----|
| W 15 3/4 | L 27   | H 22 | in |
| W 40     | L 68.5 | H 56 | cm |







### Etched Twin Console

Two forms interact together. Etched steel gives durability and a distressed monochrome sculptural aspect. Surfaces vary due to the hand-applied nature of the etching process.

W 13 <sup>3</sup>/<sub>8</sub> L 55 <sup>1</sup>/<sub>8</sub> H 31 <sup>7</sup>/<sub>8</sub> in  
W 34 L 140 H 81 cm





## Orpheus Console Table

The Orpheus Console table is patterned with a dance of eggshell triangles inlaid into black lacquer. Six sinuous lost-wax bronze legs stretch beneath with bronze caps on the top surface. Bronze also finishes the table ends.

W 16 L 62 <sup>5</sup>/<sub>8</sub> H 31 <sup>7</sup>/<sub>8</sub> in  
W 40.5 L 159 H 81 cm





### Margot Side Tables

Elegant spot tables with sculpted legs in dark bronze patina and tops in parchment, shagreen or Red Moon Lacquer.

Ø 4 1/8 H 21 1/4 in  
Ø 36 H 54 cm





### Void Spot Table

A textured bronze sculpture serves as a simple drinks table.

W 7 <sup>7</sup>/<sub>8</sub> L 10 <sup>3</sup>/<sub>8</sub> H 24 <sup>3</sup>/<sub>8</sub> in  
W 20 L 26.5 H 62 cm



## Ovum Spot Tables

Ornamental and functional tables that bring two voluptuous bronze forms together with a precious egg between – available in two materials : luscious Natural Calcite or finely applied Eggshell covered with natural black lacquer.

Ø 9 1/2 H 23 5/8 in  
Ø 24 H 60 cm



**Wishbone** Side Table  
Shibori Tie-dye Parchment

Any great drinks table should have beautiful sensuous legs and a top that mystifies and asks to be touched.

Cool black bronze lines lift a top that is made from parchment hand-dyed in natural indigo with a complex shibori pattern.

Ø 18 7/8 H 26 1/8 in  
Ø 48 H 66.5 cm



Natural Parchment / White Bronze



Natural Parchment



Ivory Parchment

### **Wishbone** Side Table

Bone-white Wishbone table in white bronze and parchment.

Ø 18 7/8 H 26 1/8 in  
Ø 48 H 66.5 cm



**Wishbone** Side Table  
Pepper Grey Parchment

The elegant loops of the Wishbone table in an austere dark palette. Dark parchment on bronzed cast legs.

Ø 18 <sup>7</sup>/<sub>8</sub> H 26 <sup>1</sup>/<sub>8</sub> in  
Ø 48 H 66.5 cm







## Drop Side Tables

A pair of jewel-like side tables with tops of Beechwood straw marquetry raised on bronze patina legs.

|      |                                  |        |                                     |
|------|----------------------------------|--------|-------------------------------------|
| Tall | W 14 <sup>5</sup> / <sub>8</sub> | L 25   | H 25 <sup>3</sup> / <sub>4</sub> in |
|      | W 37                             | L 63.5 | H 65.5 cm                           |
| Low  | W 14 <sup>5</sup> / <sub>8</sub> | L 25   | H 20 <sup>1</sup> / <sub>8</sub> in |
|      | W 37                             | L 63.5 | H 51 cm                             |





## Atlas Side Table

A pure lost-wax side table in bronze patina with engraved sunburst lines.

Ø 25 <sup>3</sup>/<sub>8</sub> H 23 <sup>5</sup>/<sub>8</sub> in

Ø 64.5 H 60 cm





### **Cable** Side Table

Inspired by the reflection of water, an undulating, gently worn bronze disc is lifted by a narrowing coil of rope to create a timeless, intriguing drinks table.

Ø 15 1/2 H 21 7/8 in

Ø 39.5 H 55.5 cm







## Mirador Lounge Chair

Mirador armchairs are designed for Alexander Lamont by Brazilian designer Antonio da Motta. The seats are lifted by a flowing bronze line that glides beneath and around the chairs in a seductive form. Parchment armrests bring an unexpected luxurious natural element. The upholstery uses eight-way, hand-tied springs providing a very comfortable seat that maintains its shape. Available in Espresso woven fabric with bronze patina and Cocoa parchment, or Ecrú woven fabric with patinated brass and Café au Lait parchment.

W 34 1/4 D 34 H 32 1/4 in  
W 87 D 86.5 H 82 cm



## Mirador Slipper Chair

Mirador Slipper chairs have a whimsically chic bronze structure that elevates the strong and comfortable hand-tied sprung seat. Available in four colours: Cinnabar red velvet or Cement woven fabric with patinated brass frame, and Midnight blue velvet or Espresso woven fabric with bronze patina frame.

W 26   D 34   H 32 1/4 in  
W 66   D 86.5   H 82   cm





## Galeria Daybed

Galeria by Antonio da Motta is an architectural, versatile and luxuriously upholstered daybed. It brings a contemporary functional form, accented with elegant details, to living or bedroom spaces. Hand-tied and sprung, the seat is comfortable, minimal and keeps its form beautifully. The upholstery sits on a raw shagreen platform that is raised by sculpted bronze legs, while semi-precious stone buttons hold the cushions in place.

W 72 D 35 1/4 H 24 1/4 in  
W 183 D 89.5 H 61.5 cm








Aventurine

-  Black Marble
-  Calcite Natural
-  Calcite Amber
-  Onyx Marble





### Fan Ottoman

A round seat of haunting beauty (and real comfort) that catches the light and the myriad forms of fan coral. Gorgeous around a sofa, or near a window, allowing one to sit in the direction desired.

Ø 36 <sup>5</sup>/<sub>8</sub> H 19 <sup>3</sup>/<sub>4</sub> in  
Ø 93 H 50 cm



### Fan Tabouret

Fan corals are wispy, shimmering natural forms. We use the lines of coral to create a light bronze stool that is comfortable to sit on and striking to behold.

W 19 <sup>3</sup>/<sub>4</sub> D 11 <sup>3</sup>/<sub>4</sub> H 17 <sup>3</sup>/<sub>4</sub> in  
W 50 D 30 H 45 cm






## Rye Stool

Rye straw was used to make tapering structural forms and then cast, rubbed and polished to create an alluring base. Ecrú woven fabric covers the comfortable and inviting seat.

Ø 16 <sup>3</sup>/<sub>8</sub> H 18 <sup>1</sup>/<sub>4</sub> in  
Ø 41.5 H 46.5 cm





## Rye Benches | Bronze Patina

Two sleek benches are raised on slender textured legs cast from bundles of rye-straw and finished in black patina. A subtle lip protrudes creating finish and tactile pleasure. Camel woven fabric.

|       |                                  |                                  |                                     |
|-------|----------------------------------|----------------------------------|-------------------------------------|
| Small | W 24 <sup>5</sup> / <sub>8</sub> | D 15 <sup>1</sup> / <sub>8</sub> | H 18 <sup>1</sup> / <sub>8</sub> in |
|       | W 62.5                           | D 38.5                           | H 46 cm                             |
| Long  | W 44 <sup>1</sup> / <sub>4</sub> | D 15 <sup>1</sup> / <sub>8</sub> | H 18 <sup>1</sup> / <sub>8</sub> in |
|       | W 112.5                          | D 38.5                           | H 46 cm                             |



### Rye Benches | Burnished Brass

Sculpted and alluring lines of rye straw are cast, rubbed and polished to reveal their glowing contrast. A handsome bench that is comfortable and inviting. Camel woven fabric.

|       |                                  |                                  |                                     |
|-------|----------------------------------|----------------------------------|-------------------------------------|
| Small | W 24 <sup>5</sup> / <sub>8</sub> | D 15 <sup>1</sup> / <sub>8</sub> | H 18 <sup>1</sup> / <sub>8</sub> in |
|       | W 62.5                           | D 38.5                           | H 46 cm                             |
| Long  | W 44 <sup>1</sup> / <sub>4</sub> | D 15 <sup>1</sup> / <sub>8</sub> | H 18 <sup>1</sup> / <sub>8</sub> in |
|       | W 112.5                          | D 38.5                           | H 46 cm                             |



## Hudson Stool

Inspired by a bracelet, this stool is made from dancing and contrasting black and polished steel that interplay and strengthen the piece. The top is covered with handstitched natural nappa leather in a subtle lie-de-vin color.

Ø 16 H 17<sup>7</sup>/<sub>8</sub> in  
Ø 40.5 H 45.5 cm



## Reel Stool

There is an industrial sensuousness to this stool; something between a roller and a corset. The tiny panels of shagreen give a sense of movement and pattern that is topped and bottomed with rich slabs of softly bulbous cast aluminium.

Ø 15 3/4 H 17 3/4 in  
Ø 40 H 45 cm





## Japan Block Stool

Cast bronze block with honed surface and corners.

W 13 <sup>3</sup>/<sub>4</sub> D 13 <sup>3</sup>/<sub>4</sub> H 17 <sup>1</sup>/<sub>2</sub> in  
W 35 D 35 H 44.5 cm



## Wing Bench

A piece of sculpture to sit upon. Distressed and generous with sinuous structural lines. A gentle lip protrudes to support the seat cushion. Woven jacquard fabric finishes the top. The bronze patinated surface has a gently worn finish that comes forth when observed.

W 36 <sup>3</sup>/<sub>8</sub> D 14 <sup>3</sup>/<sub>4</sub> H 18 <sup>7</sup>/<sub>8</sub> in  
W 92.5 D 37.5 H 48 cm



## Wing Bench | Long

Long fluid limbs of textured bronze lift a detailed frame and comfortable upholstered seat.

W 64 D 14 <sup>3</sup>/<sub>4</sub> H 19 <sup>1</sup>/<sub>2</sub> in

W 162.5 D 37.5 H 49.5 cm



# Screens & Mirrors






## Flamengo Screen | Silvered Straw

Voluptuous curving screen covered with Silvered straw marquetry that echoes the joyous pavements of Rio. Designed by Antonio da Motta for Alexander Lamont.

W 69 1/4 H 74 D 1 5/8 in  
W 176 H 188 D 4 cm





## Flamengo Screen | Mercury Gold

Flamengo Screen is also available in our signature Mercury Gold straw marquetry for a touch of glamour and warmth.

W 69 1/4 H 74 D 1 5/8 in  
W 176 H 188 D 4 cm





**Flamenco** Screen | Ebony

Ebony straw marquetry and Wenge veneer.

W 69 1/4 H 74 D 1 5/8 in  
W 176 H 188 D 4 cm



W 27 1/8 H 35 5/8 D 2 1/8 in  
W 69 H 90.5 D 5.5 cm



### Aquifer Mirror

Aquifer is a modernist wall sculpture and mirror. Asymmetrical parchment elements rise and fall to create a bracelets-surround accented with bronze cuffs. It has both a casual yet artistic presence in any room.





## Tribute Mirror | Pewter

Tribute has a mica frame that shimmers behind bronze leaves and a 'floating' mirror. Ancient, like a Mayan headdress, the mirror creates a sensual accent that varies in different light conditions. Available in Deep Amber mica with pale bronze leaves or Pewter mica with dark bronze leaves.


W 31 1/8 H 37 3/4 D 2 3/8 in  
W 79 H 96 D 6 cm



Tribute Mirror | Deep Amber



W 31 1/8 H 37 3/4 D 2 3/8 in  
W 79 H 96 D 6 cm



**Volta** Mirror | Burnt Coral Ombré

Hand-selected straw in a spectrum of natural colours pulses around this elegant mirror frame in ombré tones.

W 39 <sup>3</sup>/<sub>8</sub> H 39 <sup>3</sup>/<sub>8</sub> D 2 in  
W 100 H 100 D 5 cm






### **Volta** Mirror | Natural Speckle

Two natural tones of shagreen lie side by side separated by patinated brass lines to create an elegantly composed mirror frame.

W 39 <sup>3</sup>/<sub>8</sub> H 39 <sup>3</sup>/<sub>8</sub> D 2 in  
W 100 H 100 D 5 cm





**Volta** Mirror | Daybreak Ombre

Hand-selected straw in a spectrum of natural colours pulses around this elegant mirror frame in ombre tones.

W 39 <sup>3</sup>/<sub>8</sub> H 39 <sup>3</sup>/<sub>8</sub> D 2 in  
W 100 H 100 D 5 cm






## Amulet Mirrors

Sculpted facets draw and attract the light while amulets of sunburst straw in ombre tones adorn the warmly patinated cast mirrors.

|           |          |          |            |
|-----------|----------|----------|------------|
| Round     | W 28 1/8 | H 28 1/8 | D 1 3/8 in |
|           | W 71.5   | H 71.5   | D 3.5 cm   |
| Rectangle | W 19 1/2 | H 43 7/8 | D 1 5/8 in |
|           | W 49.5   | H 111.5  | D 4 cm     |





### **Gemstone** Mirrors

The Gemstone Mirror takes jewel-like colours and the reflective beauty of natural straw and applies it in a faceted pattern. The mirrors are framed by thick warmly patinated brass. Available in Burnished Metals Straw or Aqua Straw.

W 34 <sup>7</sup>/<sub>8</sub> H 34 <sup>7</sup>/<sub>8</sub> D 1 <sup>5</sup>/<sub>8</sub> in  
W 88.5 H 88.5 D 4 cm





### Lune Mirrors

A gorgeous trio of cast bronze mirrors combining a corroded texture with precious metal details.

|        |          |            |
|--------|----------|------------|
| Small  | Ø 10 7/8 | D 1 3/4 in |
|        | Ø 27.5   | D 4.5 cm   |
| Medium | Ø 15     | D 2 in     |
|        | Ø 38     | D 5 cm     |
| Large  | Ø 20 1/2 | D 2 3/4 in |
|        | Ø 52     | D 7 cm     |







## Fillo Mirror

Monet's mirror. Water-lillies are cast in bronze and patinated in rich earth tones

W 41 1/2 H 49 D 1 1/8 in  
W 105.5 H 124.5 D 3 cm



# Lighting







### Drift Table Lamp | Beechwood

Drift offers sculptural volume enhanced by reflective straw marquetry surfaces and meticulous bronze details.

Ø 16 1/8 H 25 3/8 in  
Ø 41 H 64.5 cm

### Drift Floor Lamp | Beechwood

The Drift floor lamp is an ascending composition of shifting volumes enhanced by the flowing nature of straw marquetry in dark, light or custom tones. Cast bronze elements - a tiny ledge; a carved foot - adorn the intriguing lines.

Ø 19 1/4 H 62 in  
Ø 49 H 157.5 cm







**Drift** Table Lamp | Ebony

Ø 16 1/8 H 25 3/8 in  
Ø 41 H 64.5 cm



**Drift** Floor Lamp | Ebony

Ø 19 1/4 H 62 in  
Ø 49 H 157.5 cm





**Maluku** Floor Lamp  
Azur Parchment

"A man without colour in his life  
is like a day without the sun"  
- African proverb.

Natural materials are hand-dyed  
in our workshops to keep the  
character and grain while creating  
warm, elegant notes of colour for  
interiors.



Maluku Table Lamp | Leaf Green Parchment



Maluku Table Lamp | Pepper Grey Parchment





## Maluku Lamps | Natural Parchment

Inspired by the island drums of the South Seas, alluring cones of Natural parchment are finished and detailed with dark patinated brass. Shade in linen.

### Table Lamp

Ø 18 1/8 H 29 3/8 in  
Ø 46 cm H 74.5 cm

### Floor Lamp

Ø 18 1/8 H 61 in  
Ø 46 cm H 155 cm





Natural Speckle

### **Demi-Monde** Floor Lamps

The Demi-Monde is raised on a cast bronze base that elegantly flushes with the tapering column of Natural Speckle shagreen split by a bronze channel. The top gracefully curves up to a double-head bulb. Linen shade.

Ø 19 3/4 H 60 1/4 in  
Ø 50 H 153 cm





Left : Natural Speckle / Lacquered Natural Brass  
Right : Natural Chocolate



Natural Chocolate



Natural Speckle



### **Canister** Table Lamp | Natural Speckle

Large natural shagreen skins wrap this lamp base along its curved spines, exposing the delicious nature of the material in a modern form that is split along a dark cast patinated void.

Ø 19 3/4 H 29 1/2 in  
Ø 50 H 75 cm





**Canister** Table Lamp | Natural Chocolate

Dark bronze and Natural Chocolate shagreen offer a rich, tone-on-tone alternative in this classic design.

Ø 19 3/4 H 29 1/2 in  
Ø 50 H 75 cm





**Serac** Lamps | Natural Speckle



## Serac Lamps | Natural Distress

The contemporary, stepped Serac table and floor lamps in Natural Distress shagreen that contrasts elegantly with the dark bronze - alternatives to the Natural Chocolate shagreen versions.

### Table Lamp

Ø 15 3/4 H 28 1/4 in  
Ø 40 H 72 cm

### Floor Lamp

Ø 19 3/4 H 65 1/2 in  
Ø 50 H 166.5 cm





## Plume Lamps | Dusk Ombré

Plume lamps that have a reduced contrasting ombré palette - perfect for interiors that call for a 'monotone' sensibility.

### Table Lamp

Ø 15 3/4 H 28 3/4 in  
Ø 40 H 73 cm

### Floor Lamp

Ø 18 1/8 H 65 1/8 in  
Ø 46 H 165.5 cm







### Plume Lamps | Natural Ombré

Straw marquetry hand-dyed in ebony to pale has been inlaid to create an ombre feathered pattern in smokey tones. The lamp rests on a bronze base.

|                      |                      |
|----------------------|----------------------|
| Table Lamp           | Floor Lamp           |
| Ø 15 3/4 H 28 3/4 in | Ø 18 1/8 H 65 1/8 in |
| Ø 40 H 73 cm         | Ø 46 H 165.5 cm      |



## Cupola Lamps

Hand-ground and polished cast brass domes entirely covered in White Eggshell emit a hauntingly beautiful ring of light from both table and floor versions. Lamps are supported on tapering cast bronze stands.

### Table Lamp

Ø 12 3/4 H 19 7/8 in  
Ø 32.5 H 50.5 cm

### Floor Lamp

W 18 1/4 D 12 3/4 H 66 1/8 in  
W 46.5 D 32.5 H 168 cm





## Ogún Table Lamp

A tall translucent stone vase sits on a bronze studded base creating a dramatic, natural lighting element. Antonio da Motta was inspired by African textures and mythology in designing these lamps.

Ø 9    H 24 in  
Ø 23    H 61 cm



## Santo Lamps

The sublime texture of muted unpolished shagreen is most alluring when the form is simple yet strong. Linen shade.

|                      |                      |
|----------------------|----------------------|
| Table Lamp           | Floor Lamp           |
| Ø 15 3/4 H 30 1/8 in | Ø 18 1/8 H 65 1/8 in |
| Ø 40 H 76.5 cm       | Ø 46 H 165.5 cm      |





### Isola Table Lamp | Parchment

The tonally simple interior calls for elements that are quiet and characterful. Natural parchment blocks sit askew - contemporary, sculptural and powerful.

Ø 19 3/4 H 26 5/8 in  
Ø 50 H 67.5 cm






### Isola Table Lamp | Bronze

Isola is a whimsical yet elemental meeting of form and materials. The dark and light elements dance in a monumental yin and yang of raw parchment and fire-patinated dark bronze. The two halves are designed to sit slightly askew, with an intriguing overlay where they almost touch.

Ø 19 3/4 H 26 5/8 in  
Ø 50 H 67.5 cm



## Aphrodite Table & Bedside Lamps

In ancient sculpture, an acrolith is a figure made of two materials – one simple and one precious. In these large and small voluptuous lamps, a bronze base supports a top of ivory-toned Natural Speckle shagreen.

|                      |                      |
|----------------------|----------------------|
| Bedside Lamp         | Table Lamp           |
| Ø 11 5/8 H 15 1/8 in | Ø 19 3/4 H 26 3/8 in |
| Ø 29.5 H 38.5 cm     | Ø 50 H 67 cm         |





### **Basilica** Floor Lamp

A black bronze tapering tower is completed with hand-shaped parchment blocks creating a unique and striking light. Inspired by the acrolith sculptures of ancient Greece that combined two rare materials.

Ø 23 <sup>5</sup>/<sub>8</sub> H 68 <sup>7</sup>/<sub>8</sub> in  
Ø 60 H 175 cm








### Lucio Floor Lamp

Three tapering pillars of subtly textured bronze rise and support a hand-blown glass octagon shade in White Jade.

Ø 14 <sup>5</sup>/<sub>8</sub> H 66 <sup>1</sup>/<sub>8</sub> in  
Ø 37 H 168 cm





## York Lantern | Bronze Patina

The York lantern in dark bronze patina creates a very different mood in highlighting the unique graphic composition of a most beautiful poem.

W 8 <sup>7</sup>/<sub>8</sub> D 8 <sup>7</sup>/<sub>8</sub> H 14 <sup>3</sup>/<sub>4</sub> in  
W 22.5 D 22.5 H 37.5 cm





### York Lantern | Polished Brass

A lantern that glows with words. The text of a poem by W.H. Auden forms the literal structure of this lantern cast in brass. 'The More Loving One' is a poem that is poignantly positive and personal in making the choice to love others, whether or not that love is reciprocated.


W 8 7/8 D 8 7/8 H 14 3/4 in  
W 22.5 D 22.5 H 37.5 cm



## Ruche Lantern

This deeply-gouged bronze lantern creates a sculptural drama of light, texture and shadow.

W 8 1/8" D 8 1/8" H 12 3/4" in  
W 20.5 D 20.5 H 32.5 cm





Candle



Electrified

## Cicada Lanterns

Timelessly sophisticated lamps in tall (electrified) and low (candle) sizes. These octagonal lanterns are made from Peking glass, also known as 'jade-cut' glass due to the time-consuming manual-polishing process. The base and top are bronze with a dark patina.

|                         |                         |
|-------------------------|-------------------------|
| Candle                  | Electrified             |
| W 7 1/2 D 7 1/2 H 11 in | W 7 1/2 D 7 1/2 H 15 in |
| W 19 D 19 H 28 cm       | W 19 D 19 H 38 cm       |





Moon Faceted Lantern

## Moon Lanterns

Lanterns made from hand-blown Peking glass in white colour (sometimes called 'mutton fat white'). The glass has natural inclusions and bubbles that are inherent to this traditional technique and give uniqueness to each piece. Jars are blown and then laboriously polished by hand using jade-cutting methods. The tall Moon Globe Lantern has a smooth rounded surface while the lower Moon Faceted Lantern has eight angled rings.

|  |  |
|--|--|
| Moon Faceted Lantern                     | Moon Globe Lantern   |
| Ø 12 H 13 <sup>3</sup> / <sub>4</sub> in | Ø 12 <sup>3</sup> / <sub>8</sub> H 17 <sup>1</sup> / <sub>8</sub> in |
| Ø 30.5 H 34 cm                           | Ø 31.5 H 43.5 cm   |



Moon Globe Lantern



### Quilted Table Lamp

The texture on this lamp was inspired by an antique ring. The soft warmth of the bronze and the quilted effect create a beautifully reflective surface.

Ø 18 1/8 H 26 in  
Ø 46 H 66 cm



## Otto Table Lamp

Understated table lamp with octagonal form finished in either Natural Distress shagreen, Natural parchment or Louro Preto wood. Cast top in bronze patina.

Ø 16 1/8 H 25 5/8 in  
Ø 41 H 65 cm



Natural Distress Shagreen



Louro Preto Wood



Parchment





### **Aquifer** Table Lamp

The layers in this beautifully patinated sculptural table lamp evoke a sedimentary monolith.

Ø 18 1/8 H 27 3/8 in  
Ø 46 H 69.5 cm





**Castries** Table Lamp | Bronze Patina

A column of beautiful words inspired by poetry envelops the Castries lamp, now in dark bronze.

Ø 19 3/4 H 26 3/4 in  
Ø 50 H 68 cm





### **Castries** Table Lamp | Polished Brass

Thoughts, graphics, sculpture, light! The text circling this lamp is a visual meditation on a poem written by Nobel Laureate Derek Walcott; 'Love After Love'. The poem is a reflection on the journey of life and Alex carved the wax to spend time with the ideas contained.

Ø 19 3/4 H 26 3/4 in  
Ø 50 H 68 cm





## Totem Table Lamp

A sculptural lamp formed of Burned Ash wood bound by a 'bondage' of textured patinated brass. The interplay of grain and line creates a sense of power and energy.

Ø 19 <sup>3</sup>/<sub>8</sub> H 29 <sup>7</sup>/<sub>8</sub> in  
Ø 50 H 76 cm





## Inlet Table Lamp | Ebony Straw

An oval of Ebony straw marquetry catches and reflects the light of this elegant tapered table lamp in bronze patina.

W 17 1/2 D 11 3/8 H 19 1/4 in  
W 44.5 D 29 H 49 cm





Beechwood Straw



Natural Speckle Shagreen

### Inlet Table Lamps

An elliptical shade floats above either a pool of Natural Speckle shagreen or a sunburst oval of Beechwood straw marquetry that catch and reflect the light. The tapering structure is cast in bronze and finished in a dark patina.

W 17 1/2 D 11 3/8 H 19 1/4 in  
W 44.5 D 29 H 49 cm

## Geo Table Lamp | Natural Speckle

Gorgeous forms in tone-on-tone pale shagreen and parchment make a beautiful architectural lamp.

W 24 <sup>3</sup>/<sub>4</sub> D 24 <sup>3</sup>/<sub>4</sub> H 19 <sup>3</sup>/<sub>4</sub> in  
W 63 D 63 H 50 cm





### **Geo** Table Lamp | Natural Chocolate

A lighting element of architectural simplicity, the Geo Table Lamp has an Ivory parchment column and Natural Chocolate shagreen shade that is lined with pure gold leaf and supported by bronze arms. The lamp has four bulb sockets. The simple geometric shape of the lamp is complemented by the mottled shagreen texture and the warm glow of gold leaf.

W 24 <sup>3</sup>/<sub>4</sub> D 24 <sup>3</sup>/<sub>4</sub> H 19 <sup>3</sup>/<sub>4</sub> in  
W 63 D 63 H 50 cm







Antique White Gold

## Cornice Table Lamps

A monumental marble block has been roughly chiseled and gilded to bring the light of pure gold or silver to the textures that happen as the stone is broken. No two pieces are the same. Linen shade.

Ø 16 1/8 H 20 7/8 in  
Ø 41 H 53 cm



Antique Gold



Natural Parchment



Burnished Metal Straw



Natural Speckle Shagreen



Ebony Straw




Natural Chocolate Shagreen

### Stem Table Lamps | Bronze

A slender bronze base and stem holds a rigid shade that emits a lustrous glow. Finish options for the shade include Natural Chocolate shagreen, or Bronze or Ebony straw marquetry. All are lined inside with pure gold leaf.

W 5 1/2 D 5 1/2 H 25 5/8 in  
W 14 D 14 H 65 cm



Burnished Metal Straw



### Fondre Table Lamp

A lamp inspired by the beautiful form of the Japanese 'warosoku' temple candle. The lamp is made in 'Ivory over Ivory Shagreen' – ivory shagreen which has been lacquered white. Finished with a smooth patinated base and inverted parchment or linen shade.

Ø 8 1/8    H 20 5/8 in  
Ø 20.5    H 52.5 cm





### **Globe** Table Lamp

Simple and luxurious; a perfect sphere of cool Natural Speckle shagreen sits on a square bronze base. Linen shade.

Ø 16 1/8" H 19 1/8" in  
Ø 41 H 48.5 cm





### Moulin Floor Lamp

Inspired by the idea of building a pillar of stacked irregular objects that are curved on every surface; an impossible task. The play of movement, balance, tension and texture creates a sculptural yet whimsical floor lamp. A single gilded disc adorns the centre. The shade is linen.

Ø 28 3/4 H 72 1/4 in  
Ø 73 H 183.5 cm





### Milonga Floor Lamp

Totemic floor lamp cast with the lost-wax technique in a fluid, dancing form accented with hand-applied mercury gold. Linen shade.

Ø 27 1/2 H 69 7/8 in  
Ø 70 H 177.5 cm





## Lithe Uplight

The form of the Lithe Uplight is feminine and slender; the bronze finish has a mottled texture. The interior cup is edged with gold leaf.

Ø 11 1/4 H 69 1/8 in  
Ø 28.5 H 175.5 cm





### **Carapace** Uplight

Monumental uplight in sculpted cast bronze.

Ø 11    H 72 in  
Ø 28    H 183 cm





### Torta Lantern

Torta is a lantern mosaic of raw, strong hand-beaten paper finished in a diversity of textures and hues. The light has a wonderful glowing energy and is raised on a slender cast bronze base. Torta brings together intricate craftsmanship with a relaxed chic mood - a friend to any evening.

Ø 16 H 44 <sup>3</sup>/<sub>4</sub> in  
Ø 40.5 H 113.5 cm



## Woven Orb Lanterns

Woven copper lanterns based on Balinese cock-fighting baskets. The copper will slowly patinate and become darker. Wired for indoor use / water proof re-chargeable lanterns available for outdoor use.

| Small  | Large  |
|--|--|
| Ø 15 <sup>3</sup> / <sub>8</sub> H 21 <sup>7</sup> / <sub>8</sub> in | Ø 22 <sup>1</sup> / <sub>2</sub> H 30 <sup>1</sup> / <sub>2</sub> in |
| Ø 39 H 55.5 cm   | Ø 57 H 77.5 cm   |





## Yemanyá Wall Sconce

Gold light pours out from behind a totemic black bronze mace floating at the centre of a wide cast bowl. The sconce was inspired by ideas of power and belief from Africa.

Ø 15 D 7 <sup>5</sup>/<sub>8</sub> in  
Ø 38 D 19.5 cm





### **Aloe** Wall Sconces

Aloe is inspired by the natural world; like a shell or a succulent petal, the Aloe sconce glows and changes its mood whether lit or unlit. Astrid Dahl for Alexander Lamont.

W 9 <sup>5</sup>/<sub>8</sub> H 13 <sup>3</sup>/<sub>4</sub> D 5 <sup>3</sup>/<sub>4</sub> in  
W 24.5 H 35 D 14.5 cm



**Isthmus** Sconce | Pepper Grey Parchment

A shield of soft ebony contours - the Isthmus sconce in black parchment.

W 13 H 8 7/8 D 6 1/4 in

W 33 H 22.5 D 16 cm





### **Isthmus** Sconce | Natural Parchment

A shield-like slice of Natural parchment lined in pure gold creates a unique ivory wall lamp.

W 13 H 8 <sup>7</sup>/<sub>8</sub> D 6 <sup>1</sup>/<sub>4</sub> in  
W 33 H 22.5 D 16 cm





### **Mentawai** Sconce | White Bronze

A curving, elegant sculptural form in as a new alternative to dark bronze patina.

W 8 1/4 H 15 1/2 D 4 1/8 in  
W 21 H 39.5 D 10.5 cm






**Mentawai** Sconce | Bronze

A sculptural bronze wall light inspired by the shields of Indonesia.

W 8 1/4 H 15 1/2 D 4 1/8 in  
W 21 H 39.5 D 10.5 cm





Bronze

## Canoas Sconces

A delightful wall sconce in bronze, lined in pure goldleaf.

W 1 3/4 H 6 1/8 D 6 1/2 in  
W 30 H 15.5 D 16.5 cm



White Bronze



### Folly Sconce

A teak leaf cast in lost wax bronze and finished in pure gold leaf to create a natural reflective surface. The intense colour of the gilding will fade over time to a soft antique patina.

W 10 <sup>5</sup>/<sub>8</sub> H 23 <sup>1</sup>/<sub>4</sub> D 4 <sup>3</sup>/<sub>8</sub> in  
W 27 H 59 D 11 cm



### Marquis Sconces

A shield of bronze that mirrors the marquis diamond cut. With a richly sculpted texture in bronze, the sconce creates shafts of light emanating in lines and points.

W 7 1/4 H 20 5/8 D 4 3/4 in  
W 18.5 H 52.5 D 12 cm





## Hourglass Sconce

Bronze with gold interior creates the most alluring light. Pure gold is emitted from behind an inner droplet that ebbs into the lower space.

W 8 1/4 H 17 3/8 D 4 3/4 in  
W 21 H 44 D 11 cm





### Lacuna Sconce

A slice of light emanating from within. The tall carapace floats forward on arms that lift it from the gilded circle. A cicada in bronze and gold split by a lacuna - or void.

W 9 1/2 H 16 1/8 D 4 3/4 in  
W 24 H 41 D 12 cm





Ebony Straw




Shagreen

### Archer Sconces

An elegant bronze patina stem supports a shade lined with hand-applied pure gold leaf. The shade is available in shagreen or in Bronze or Ebony straw marquetry.

W 5 3/4 H 25 3/8 D 8 1/2 in  
W 14.5 H 64.5 D 21.5 cm



Burnished Metal Straw



## Labellum Wall Sconce

A seductive bronze orchid propagated to live on a wall and emit light and shadow. Wrapped in its petals and delicate folds, the Labellum Wall Sconce is a unique piece inspired by the beauty and architecture of rare orchids. It contains an interior of pure gold leaf.

W 15 1/2 H 28 D 11 in  
W 39.5 H 71 D 28 cm









### **Cupola** Ceiling Uplight

A lyrical form brings poetic light. A cast brass dome finished in White Eggshell held within a bronze oval, creates a stunningly beautiful ring of light upwards. Suspended by a chain of complementary varying loops.

W 14 <sup>3</sup>/<sub>8</sub> H 87 D 12 <sup>3</sup>/<sub>8</sub> in  
W 36.5 H 221 D 31.5 cm

### **Cupola** Ceiling Downlight

A luminous play of rings and ovals. The hand-polished interior of this sculptural pendant lamp creates a striking ring of golden light downwards. The cupola is cast brass covered with White Eggshell. The suspension ring, unique chain and ceiling bracket are dark bronze.

W 14 <sup>3</sup>/<sub>8</sub> H 87 D 12 <sup>3</sup>/<sub>4</sub> in  
W 36.5 H 221 D 32.5 cm

Chains are non-adjustable. Custom length upon request.





Gilded Brass



Bronze Patina



Polished Brass



### Folly Gesso Ceiling Lights

Leaves floating down from the ceiling. Teak leaves overlapping in plaster are suspended by three square-form chains available in gilded brass, black bronze patina or brass.

Ø 23 3/8 H 35 7/8 in  
Ø 59.5 H 91 cm

Chains are non-adjustable. Custom length upon request.



### Goya Torchere

A golden bowl of naked flames is lifted on long burnt bronze textured legs with faceted polished feet. Included is a candle-holding frame that enables varied candles to be held securely and for easier cleaning.

Ø 15 1/2 H 45 1/4 in  
Ø 39.5 H 115 cm







### Scarab Candle Sconce | Tall

Made from intricately inlaid beetle carapaces collected in the rice fields of Thailand, the Scarab Candle Sconce creates a mesmerizingly iridescent light. Strong sculptural elements in cast brass support a tapered candle.

W 6 <sup>7</sup>/<sub>8</sub> H 18 <sup>1</sup>/<sub>2</sub> D 4 <sup>1</sup>/<sub>2</sub> in  
W 17.5 H 47 D 11.5 cm





### Scarab Candle Sconce | Wide

Iridescent beetle carapaces are meticulously inlaid into a horizontal oval cast brass frame and holder that supports a votive candle. Expired beetles are collected in the rice fields of Thailand.

W 9<sup>7</sup>/<sub>8</sub> H 6<sup>1</sup>/<sub>2</sub> D 3 in  
W 25 H 16.5 D 7.5 cm

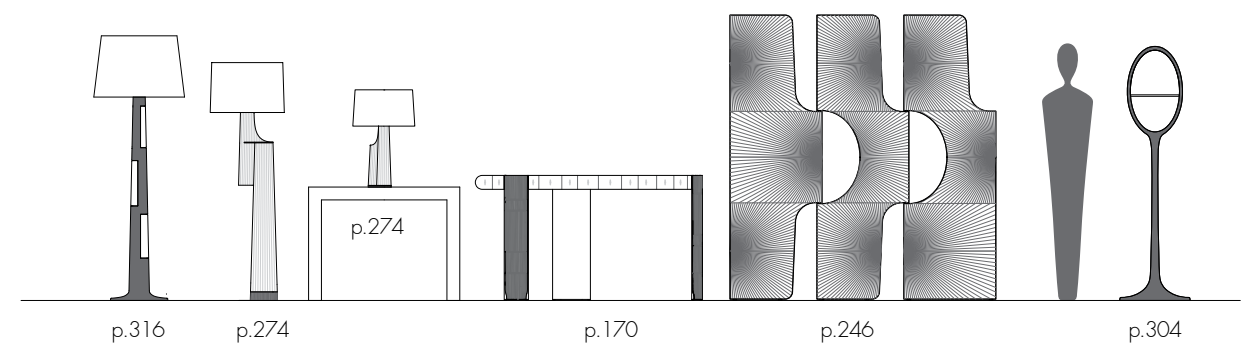
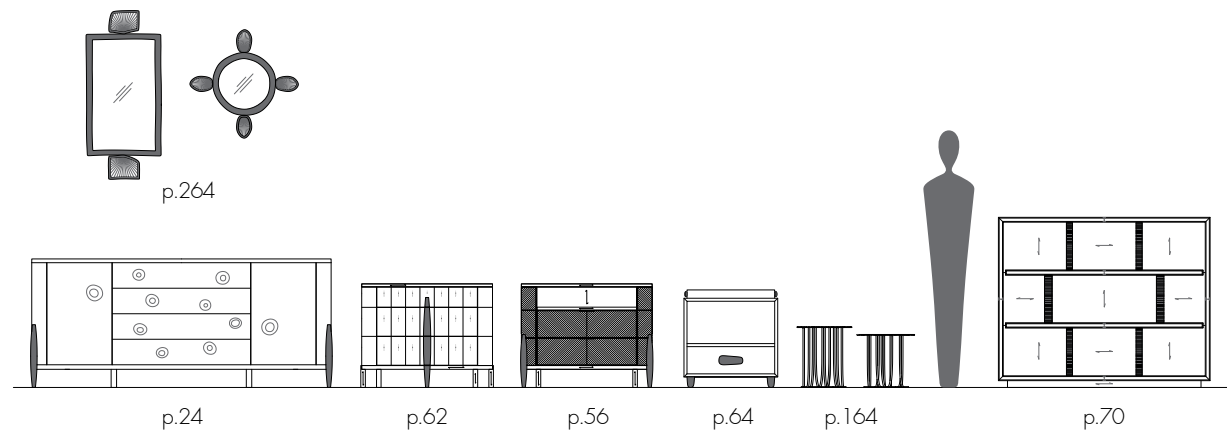
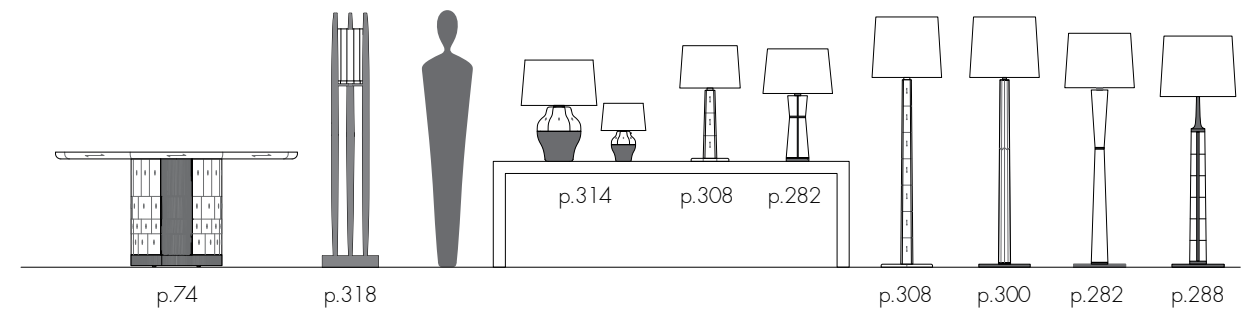
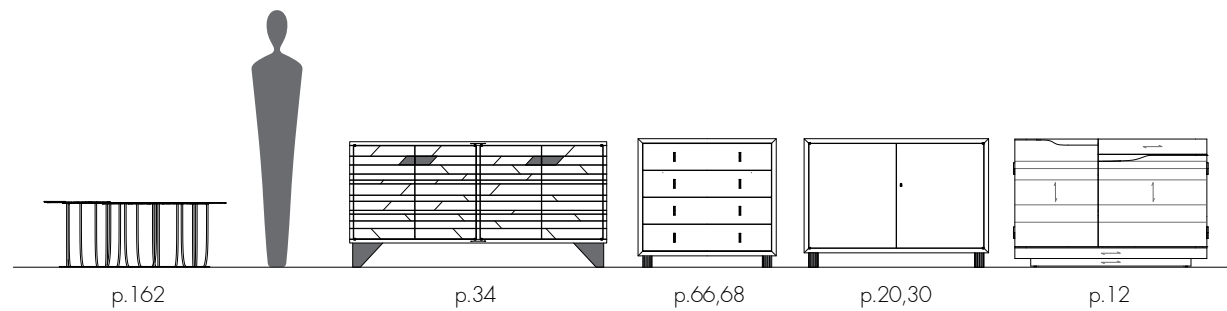

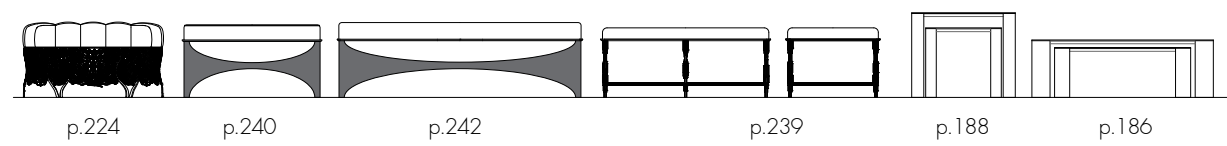
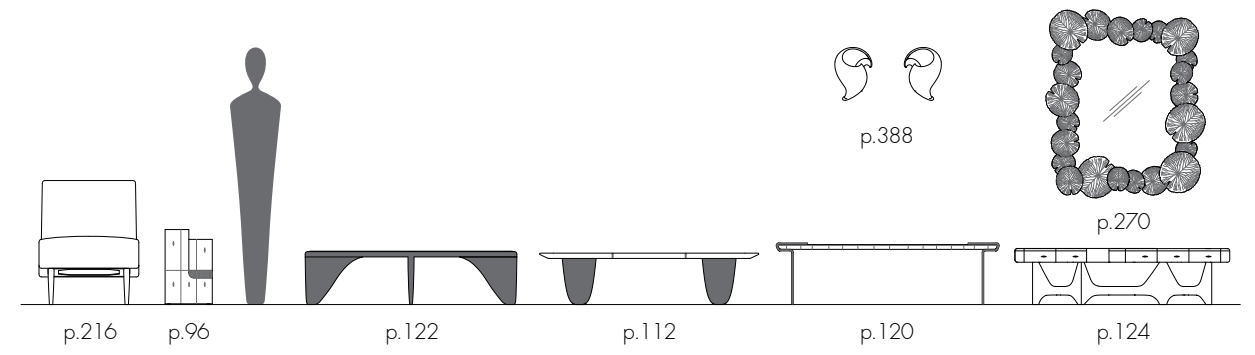
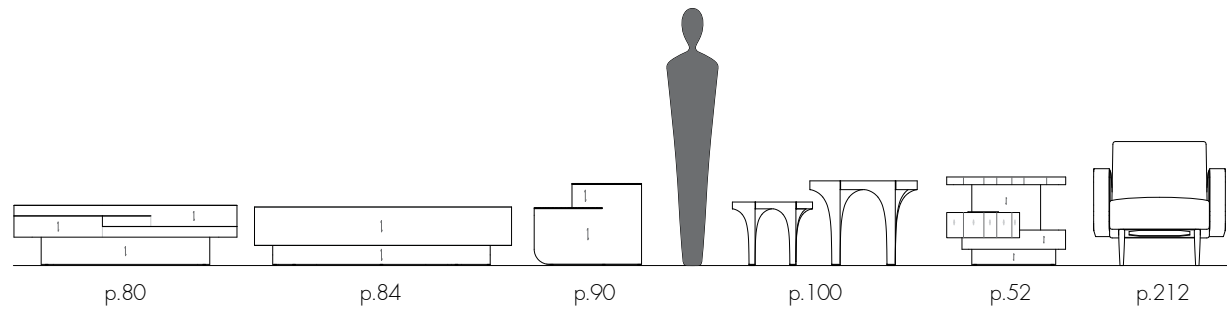


## Understanding the Materials

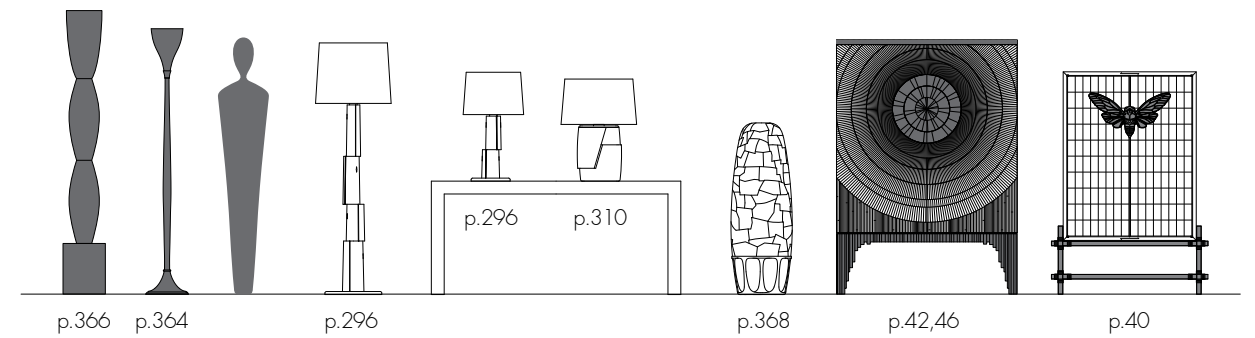
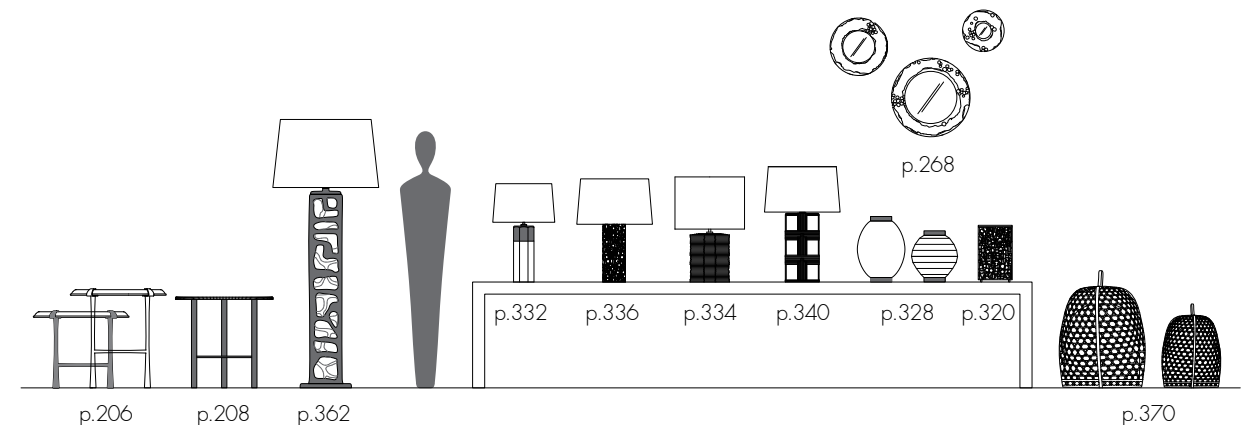
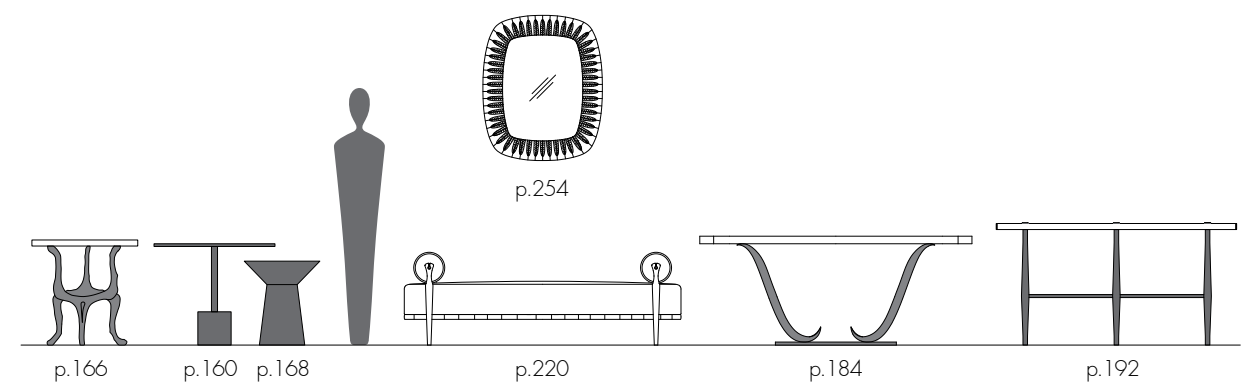
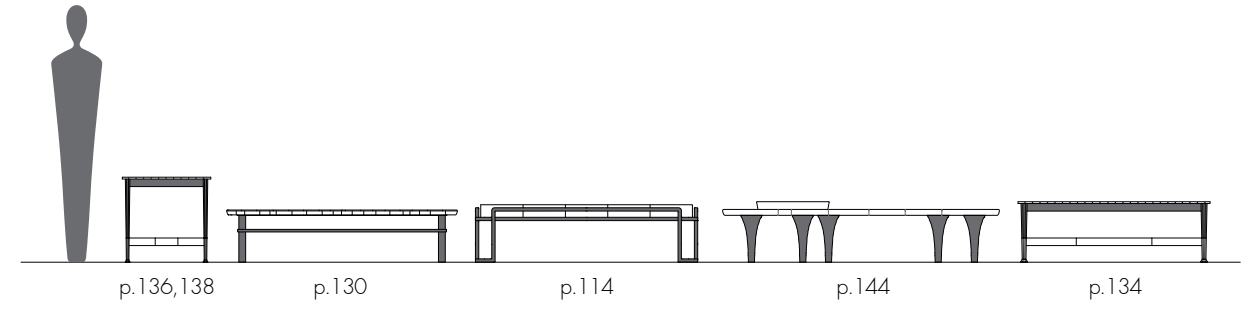

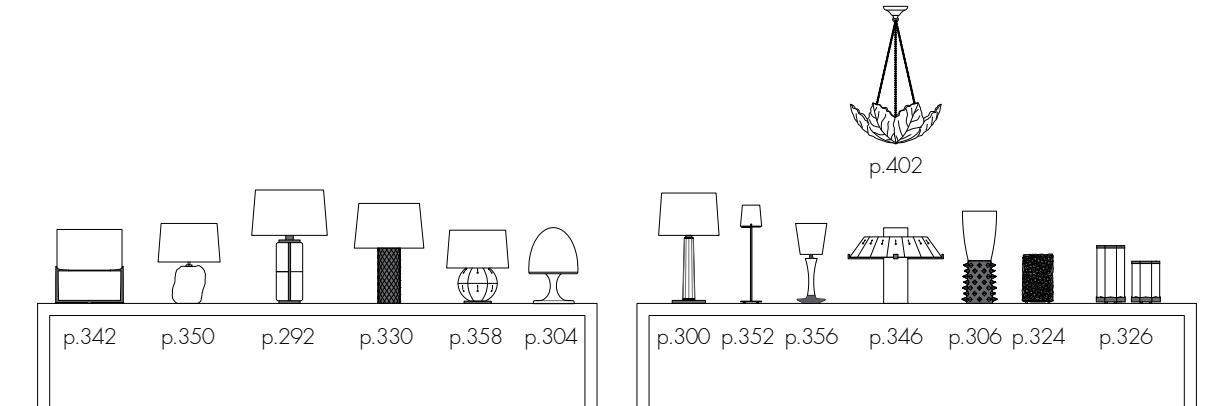
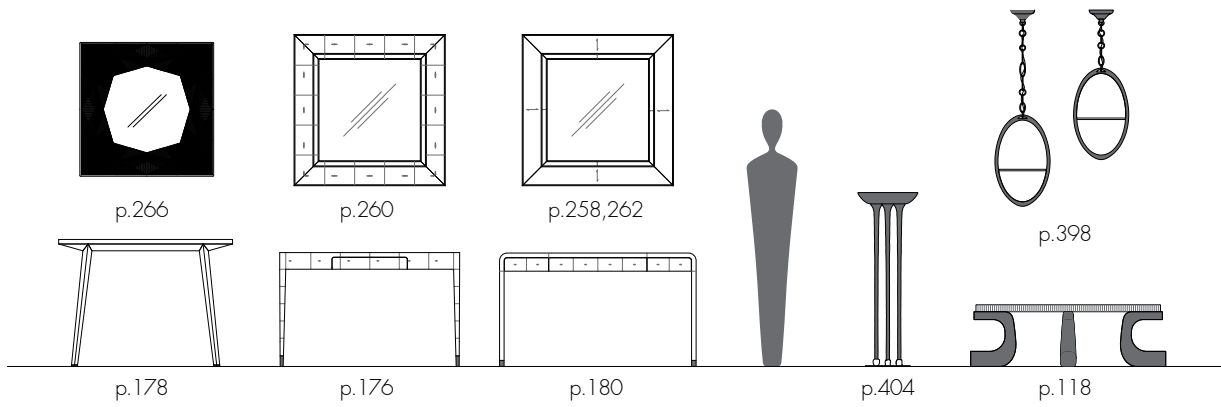
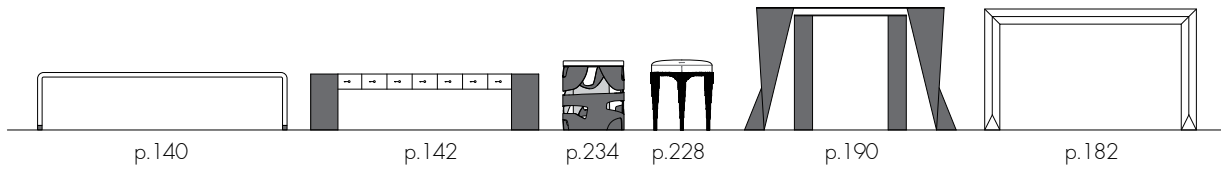
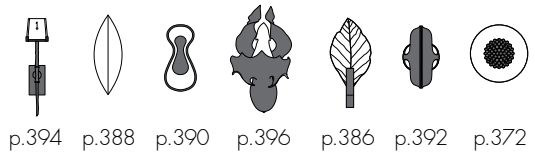
Every Alexander Lamont design is handmade from beautiful natural materials: bronze, straw, shagreen, mica, calcite, parchment, indigo, marble, fine veneers, mother-of-pearl, beetle-wing, repoussé copper...

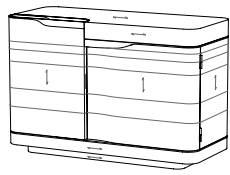
As such they are living materials and each piece will vary in tone and texture according to their nature. The colour and lines of stone and straw; the grain of parchment; the tone of bronze patina, will all be subtly different for each piece. The techniques we use allow the artisans to express their skills and this too adds a unique aspect to different pieces.

Acquiring an Alexander Lamont work is just the beginning. Nature, time and exceptional craftsmanship, if handled with care, enable each piece to slowly evolve and grow more beautiful, creating heirloom pieces that can be passed to the next generation. Care instructions can be obtained from our representatives.

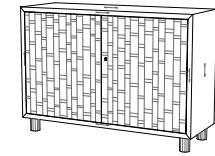




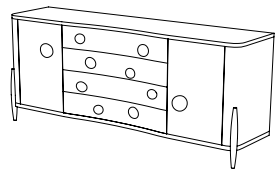




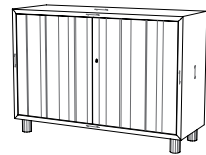
Etribor Drinks Cabinets a) FG006984 b) FG006985  
 Inches W 50 in D 21 1/4 in H 33 1/4 in  
 Centimetres W 127 cm D 54 cm H 84.5 cm  
 Materials : a) Ebony Straw, Black Oak, Mahogany Wood, Dark Bronze Steel  
 b) Beechwood Straw, French Oak, Brushed Amber Steel  
 App. weight : 120 kgs. / 264.5 lbs.



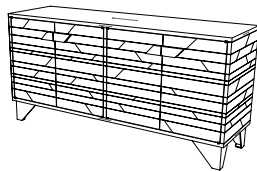
Acadia Low Cabinets a) FG004644 b) FG007087  
 Inches W 48 in D 16 7/8 in H 33 1/2 in  
 Centimetres W 122 cm D 43 cm H 85 cm  
 Materials : a) Autumn Embers Straw, Grey Ash, Bamboo, Patinated Brass  
 b) Ebony Embers Straw, Black Oak, Mahogany, Patinated Brass  
 App. weight : 90 kgs. / 198.5 lbs.




Copan Credenzas a) FG007096 b) FG000127  
 Inches W 78 1/2 in D 21 1/4 in H 33 1/2 in  
 Centimetres W 199.5 cm D 54 cm H 85 cm  
 Materials : Koto, Rock Crystal, Bronze Patina,  
 a) Ivory over Ivory b) Natural Chocolate Shagreen  
 App. weight : 135 kgs. / 297.5 lbs.




Aurora Low Cabinet FG004646  
 Inches W 48 in D 16 7/8 in H 33 1/2 in  
 Centimetres W 122 cm D 43 cm H 85 cm  
 Materials : Lacquered Eggshell, Black Walnut, Patinated Brass, Walnut  
 App. weight : 90 kgs. / 198.5 lbs.



Prism Sideboards a) FG003677 b) FG007088  
 Inches W 66 7/8 in D 20 1/2 in H 32 5/8 in  
 Centimetres W 170 cm D 52 cm H 83 cm  
 Materials : Smoked Eucalyptus, Figured Sycamore, Bronze Patina,  
 a) Prism Deep Blue Straw b) Prism Natural Straw  
 App. weight : 110 kgs. / 242.5 lbs.



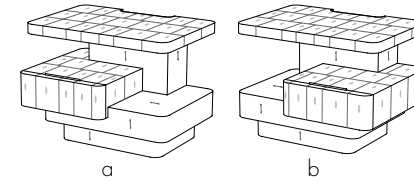
Cicada Bar Cabinet FG003676  
 Inches W 40 3/4 in D 22 1/2 in H 57 7/8 in  
 Centimetres W 103.5 cm D 57 cm H 147 cm  
 Materials : Mixed Mica, Smoked Eucalyptus, Figured Sycamore, Bronze Patina, Mirror  
 App. weight : 102 kgs. / 225 lbs.  
 LED 24 W Multiregion transformer



Amadeo Cabinets a) FG000113 b) FG007092  
 Agata Cabinet c) FG000114  
 Inches W 47 in D 19 1/8 in H 66 1/8 in  
 Centimetres W 119.5 cm D 48.5 cm H 168 cm  
 Materials : Bronze Patina, Wenge, Burnished Brass, French Oak,  
 a) Ebony Straw b) Celadon Straw c) Opal Straw  
 App. weight : 150 kgs. / 330.5 lbs.



Ocean Armoires a) FG000076 b) FG000077  
 Inches W 27 1/2 in D 20 1/2 in H 72 7/8 in  
 Centimetres W 70 cm D 52 cm H 185 cm  
 Materials : a) Reef Coral Parchment, Ivory Parchment, Bronze Patina, Walnut  
 b) Deep Coral Parchment, Ivory Parchment, Polished Brass, Walnut  
 App. weight : 101 kgs. / 222.5 lbs.



Pontoon Nightstands a) FG006986 b) FG006987  
 Inches W 31 in D 23 5/8 in H 23 in  
 Centimetres W 78.5 cm D 60 cm H 58.5 cm  
 Materials : Natural Speckle Shagreen - Matte, French Oak, Brushed Amber Steel  
 App. weight : 46 kgs. / 101.5 lbs.



Tijuca Nightstands a) FG000125 b) FG005521 c) FG007575  
 Inches W 34 1/2 in D 21 1/4 in H 27 in  
 Centimetres W 87.5 cm D 54 cm H 68.5 cm  
 Materials : a) Ebony Straw, Anigre, Bronze Patina  
 b) Burnished Metals Straw, Koto, Bronze Patina  
 c) Deep Blue Straw, Anigre, Bronze Patina  
 App. weight : 66 kgs. / 145.5 lbs.




Capanema Nightstand FG000126  
 Inches W 34 1/2 in D 21 5/8 in H 27 in  
 Centimetres W 87.5 cm D 55 cm H 68.5 cm  
 Materials : Natural Speckle Shagreen, Koto, Bronze Patina  
 App. weight : 60 kgs. / 132.5 lbs.



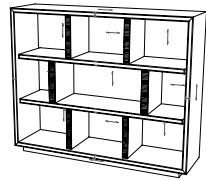
Howdah Nightstand FG003678  
 Inches W 24 3/8 in D 17 7/8 in H 25 3/8 in  
 Centimetres W 62 cm D 45.5 cm H 64.5 cm  
 Materials : Natural Parchment, Grey Oak, Lie de Vin Nappa Leather, Bronze Patina  
 App. weight : 36 kgs. / 79 lbs.



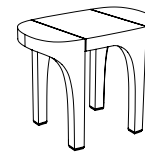
Hythe Tansu FG004642  
 Inches W 36 in D 18 7/8 in H 33 1/2 in  
 Centimetres W 91.5 cm D 48 cm H 85 cm  
 Materials : Burnished Woven Straw, Patinated Brass, Maple, Embossed Leather  
 App. weight : 90 kgs. / 198.5 lbs.



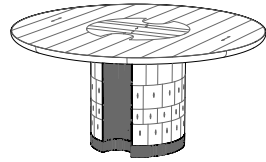
Dover Tansu FG004643  
 Inches W 36 in D 18 7/8 in H 33 1/2 in  
 Centimetres W 91.5 cm D 48 cm H 85 cm  
 Materials : Natural Parchment, Grey Ash, Patinated Brass, Maple, Embossed Leather  
 App. weight : 90 kgs. / 198.5 lbs.



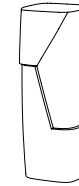
Escada Bookcase FG005427  
 Inches W 55 1/8 in D 14 3/8 in H 44 1/4 in  
 Centimetres W 140 cm D 36.5 cm H 112.5 cm  
 Materials : Burnished Metals Straw, Fumed Larch, Gold Plated Brass  
 App. weight : 78 kgs. / 172 lbs.



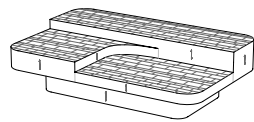
Portico Side Tables - Small a) FG006334 b) FG007040  
 Inches W 12 1/4 in L 20 7/8 in H 16 1/2 in  
 Centimetres W 31 cm L 53 cm H 42 cm  
 Materials : Bronze Patina, Patinated Brass,  
 a) Café au lait Parchment - Lacquered b) Pepper Grey Parchment  
 App. weight : 9 kgs. / 20 lbs.



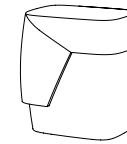
Corteza Dining Tables a) FG006997 b) FG007077  
 Inches Dia 63 in H 29 3/4 in  
 Centimetres Dia 160 cm H 75.5 cm  
 Materials : French Oak, Dark Cherry - Grooves, Bronze Patina,  
 a) Natural Speckle Shagreen - Matte  
 b) Natural Chocolate Shagreen - Unpolished  
 App. weight : 115 kgs. / 253.5 lbs



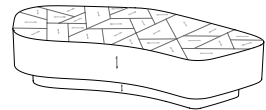
Isola Spot Tables a) FG006332 b) FG007381  
 Inches W 8 5/8 in L 8 5/8 in H 22 in  
 Centimetres W 22 cm L 22 cm H 56 cm  
 Materials : Cocoa Parchment - Lacquered,  
 a) Bronze Patina b) Parchment  
 App. weight : 15 kgs. / 34 lbs.



Pontoon Cocktail Table FG006990  
 Inches W 37 in L 58 in H 15 1/2 in  
 Centimetres W 94 cm L 147.5 cm H 39.5 cm  
 Materials : Natural Speckle Shagreen - Matte, French Oak  
 App. weight : 64 kgs. / 141 lbs.



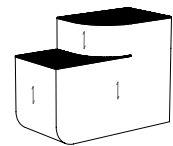
Isola Side tables a) FG006331 b) FG007380  
 Inches W 12 in L 16 in H 17 1/8 in  
 Centimetres W 30.5 cm L 40.5 cm H 43.5 cm  
 Materials : Cocoa Parchment - Lacquered,  
 a) Bronze Patina b) Parchment  
 App. weight : 27 kgs. / 59.5 lbs.



Kumo Cocktail Tables a) FG006988 b) FG006989  
 Inches W 32 1/4 in L 67 in H 15 1/8 in  
 Centimetres W 82 cm L 170 cm H 38.5 cm  
 Materials : a) Ebony Straw, Black Oak  
 b) Beechwood Straw, French Oak  
 App. weight : 70 kgs. / 154.5 lbs.



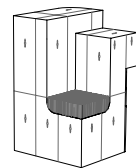
Pavé Tables - Tall a) FG003680 b) FG007378 c) FG007044  
 Inches Dia 25 5/8 in H 24 3/8 in  
 Centimetres Dia 65 cm H 62 cm  
 Materials : a) White Eggshell, Natural Chocolate Shagreen, Burnished Brass  
 b) Burnished Brass  
 c) Polished Brass, Clear Amber Mica, Burnished Brass  
 App. weight : 37 kgs. / 81.5 lbs.



Estribar Side Tables a) FG006992 b) FG006991  
 Inches W 13 in L 28 in H 21 1/4 in  
 Centimetres W 33 cm L 71 cm H 54 cm  
 Materials : French Oak, Patinated Brass - Droplets  
 a) Beechwood Straw b) Ebony Straw  
 App. weight : 28 kgs. / 61.5 lbs.



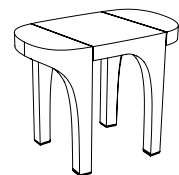
Pavé Tables - Small a) FG003681 b) FG007377 c) FG007043  
 Inches Dia 23 5/8 in H 20 1/2 in  
 Centimetres Dia 60 cm H 52 cm  
 Materials : a) White Eggshell, Natural Speckle Shagreen, Burnished Brass  
 b) Burnished Brass  
 c) Polished Brass, Pewter Mica, Burnished Brass  
 App. weight : 29 kgs. / 64 lbs.




Malabar Spot Tables a) FG006994 b) FG006993  
 Inches W 12 1/4 in L 12 1/4 in H 19 1/2 in  
 Centimetres W 31 cm L 31 cm H 49.5 cm  
 Materials : French Oak, Patinated Brass - Droplets, Patinated Brass - Grooves  
 a) Natural Speckle Shagreen b) Charcoal Grey Shagreen  
 App. weight : 17 kgs. / 37.5 lbs.



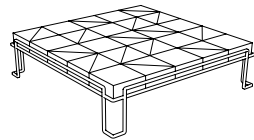
Pavé Tables - Low a) FG003682 b) FG007379 c) FG007045  
 Inches Dia 27 1/2 in H 17 3/8 in  
 Centimetres Dia 70 cm H 44 cm  
 Materials : a) White Eggshell, Natural Chocolate Shagreen, Burnished Brass  
 b) Burnished Brass  
 c) Polished Brass, Deep Amber Mica, Burnished Brass  
 App. weight : 33 kgs. / 73 lbs.



Portico Side Tables - Large a) FG006333 b) FG007039  
 Inches W 16 3/8 in L 28 in H 22 in  
 Centimetres W 41.5 cm L 71 cm H 56 cm  
 Materials : Bronze Patina, Patinated Brass,  
 a) Café au lait Parchment - Lacquered b) Pepper Grey Parchment  
 App. weight : 18 kgs. / 40 lbs.



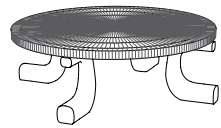
Medina Coffee Table FG004650  
 Inches W 37 in L 57 1/8 in H 13 3/8 in  
 Centimetres W 94 cm L 145 cm H 34 cm  
 Materials : Natural Parchment, Patinated Brass, Bronze Patina  
 App. weight : 56 kgs. / 123.5 lbs.



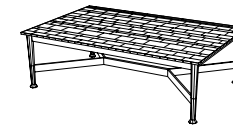
Largo Coffee Tables  
 Inches W 57<sup>7</sup>/<sub>8</sub> in L 57<sup>7</sup>/<sub>8</sub> in H 15 in  
 Centimetres W 147 cm L 147 cm H 38 cm  
 Materials : Bronze Patina, a) Natural Parchment b) Pepper Grey Parchment  
 App. weight : 120 kgs. / 264.5 lbs.



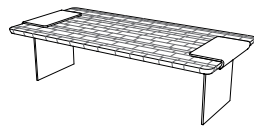
Damascus Coffee Table  
 Inches W 36 in L 60 in H 13<sup>5</sup>/<sub>8</sub> in  
 Centimetres W 91.5 cm L 152.5 cm H 34.5 cm  
 Materials : Bronze Patina, Walnut, a) Natural Distress Shagreen b) Natural Speckle Shagreen  
 App. weight : 45 kgs. / 99 lbs.



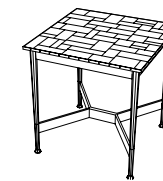
Eshú Coffee Table  
 Inches W 50<sup>3</sup>/<sub>4</sub> in L 50<sup>3</sup>/<sub>4</sub> in H 16<sup>1</sup>/<sub>8</sub> in  
 Centimetres W 129 cm L 129 cm H 41 cm  
 Materials : Burnt Coral Ombré Straw, Bronze Patina  
 App. weight : 67 kgs. / 148 lbs.



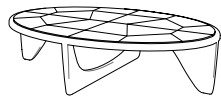
Alexandria Coffee Table  
 Inches W 32<sup>1</sup>/<sub>8</sub> in L 50 in H 13<sup>3</sup>/<sub>4</sub> in  
 Centimetres W 81.5 cm L 127 cm H 40 cm  
 Materials : Ivory over Ivory Shagreen, Polished Brass, Black Oak  
 App. weight : 29 kgs. / 64 lbs.



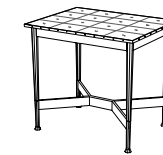
Massif Coffee Table  
 Inches W 27<sup>1</sup>/<sub>2</sub> in L 58<sup>1</sup>/<sub>8</sub> in H 16 in  
 Centimetres W 70 cm L 147.5 cm H 40.5 cm  
 Materials : Natural Speckle Shagreen Unpolished, Bronze Patina  
 App. weight : 72 kgs. / 159 lbs.



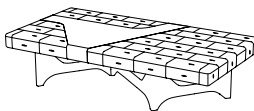
Alexandria Side Tables  
 Inches W 23 in L 23 in H 22 in  
 Centimetres W 58.5 cm L 58.5 cm H 56 cm  
 Materials : Polished Brass, Ebonized Teak, a) Deep Amber Mica b) Pewter Mica  
 App. weight : 13 kgs. / 28.5 lbs.



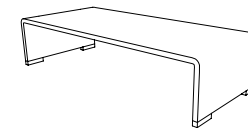
Turtle Coffee Table  
 Inches W 39<sup>3</sup>/<sub>8</sub> in L 55<sup>1</sup>/<sub>8</sub> in H 14 in  
 Centimetres W 100 cm L 140 cm H 35.5 cm  
 Materials : Natural Parchment, Bronze Patina  
 App. weight : 62 kgs. / 136.5 lbs.



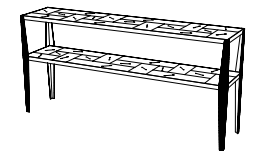
Alexandria Salon Table  
 Inches W 17<sup>7</sup>/<sub>8</sub> in L 23 in H 22 in  
 Centimetres W 45.5 cm L 58.5 cm H 56 cm  
 Materials : Bronze Shagreen, Polished Brass, Black Oak  
 App. weight : 20 kgs. / 44 lbs.



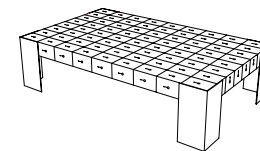
Forge Coffee Table  
 Inches W 29 in L 56 in H 14<sup>5</sup>/<sub>8</sub> in  
 Centimetres W 73.5 cm L 142 cm H 37 cm  
 Materials : Natural Speckle Shagreen Unpolished, Bronze Patina, Patinated Brass  
 App. weight : 78 kgs. / 172 lbs.




Tourbillon Table  
 Inches W 27<sup>1</sup>/<sub>2</sub> in L 65 in H 15 in  
 Centimetres W 70 cm L 165 cm H 38 cm  
 Materials : Natural Chocolate Shagreen, Patinated Brass  
 App. weight : 38 kgs. / 84 lbs.



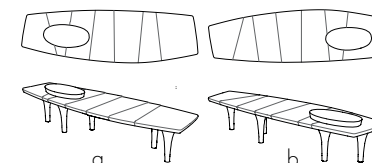
Lattice Console  
 Inches W 14<sup>1</sup>/<sub>2</sub> in L 67<sup>3</sup>/<sub>8</sub> in H 31<sup>1</sup>/<sub>2</sub> in  
 Centimetres W 37 cm L 171 cm H 80 cm  
 Materials : Tundra Lacquer, Bronze Patina  
 App. weight : 43 kgs. / 95 lbs.



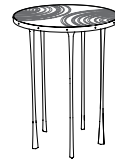
Angle Coffee Table  
 Inches W 35<sup>7</sup>/<sub>8</sub> in L 59<sup>3</sup>/<sub>8</sub> in H 14<sup>5</sup>/<sub>8</sub> in  
 Centimetres W 91 cm L 151 cm H 37 cm  
 Materials : Natural Chocolate Shagreen, Bronze Patina  
 App. weight : 70 kgs. / 154.5 lbs.



Lattice Side Table  
 Inches W 18<sup>1</sup>/<sub>8</sub> in L 23<sup>1</sup>/<sub>4</sub> in H 23<sup>7</sup>/<sub>8</sub> in  
 Centimetres W 46 cm L 59 cm H 60.5 cm  
 Materials : Tundra Lacquer, Bronze Patina  
 App. weight : 21 kgs. / 46.5 lbs.



Marassa Coffee Tables  
 Inches W 21<sup>5</sup>/<sub>8</sub> in L 72 in H 13<sup>3</sup>/<sub>4</sub> in  
 Centimetres W 55 cm L 183 cm H 35 cm  
 Materials : Natural Parchment Lacquered, Bronze Patina, Black Marble  
 App. weight : 33 kgs. / 73 lbs.



Ammonite Side Tables - Tall

a) FG004658    b) FG007041    c) FG007165  
 Inches            Dia 19 3/4 in    H 26 in  
 Centimetres    Dia 50 cm      H 66 cm  
 Materials :      a) Bronze Patina, Lacquered Eggshell  
                       b) White Broze, White Eggshell  
                       c) Bronze Patina, Horn  
 App. weight :    18 kgs. / 39.5 lbs.



Ammonite Side Tables - Low

a) FG004659    b) FG007042    c) FG007166  
 Inches            Dia 19 3/4 in    H 20 7/8 in  
 Centimetres    Dia 50 cm      H 53 cm  
 Materials :      a) Bronze Patina, Lacquered Eggshell  
                       b) White Broze, White Eggshell  
                       c) Bronze Patina, Horn  
 App. weight :    16.5 kgs. / 36.5 lbs.



Quill Side Tables - Tall

a) FG004660    b) FG004724  
 Inches            W 20 1/2 in      L 22 5/8 in      H 21 in  
 Centimetres    W 52 cm        L 57.5 cm      H 53.5 cm  
 Materials :      Bronze Patina, a) Onyx Marble    b) Black Marble  
 App. weight :    29 kgs. / 64 lbs.



Quill Side Tables - Low

a) FG004661    b) FG004725  
 Inches            W 24 3/8 in      L 26 5/8 in      H 18 1/4 in  
 Centimetres    W 62 cm        L 67.5 cm      H 46.5 cm  
 Materials :      Bronze Patina, a) Pale Onyx Marble    b) Black Marble  
 App. weight :    23.5 kgs. / 52 lbs.



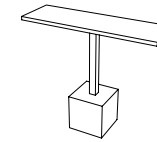
Lapis Side Tables - Large

a) FG005433    b) FG007107    c) FG007099    d) FG007105  
 Inches            W 10 3/8 in      L 25 5/8 in      H 16 in  
 Centimetres    W 26.5 cm      L 65 cm        H 40.5 cm  
 Materials :      a) Lapis Lacquer, Bronze Patina    b) Lapis Lacquer, Burnished Brass  
                       c) Ivory Lacquer, Bronze Patina    d) Ivory Lacquer, Burnished Brass  
 App. weight :    8.5 kgs. / 18.5 lbs.



Lapis Side Tables - Small

a) FG005432    b) FG007106    c) FG007098    d) FG007104  
 Inches            W 10 3/8 in      L 15 3/4 in      H 12 1/4 in  
 Centimetres    W 26.5 cm      L 40 cm        H 31 cm  
 Materials :      a) Turquoise Lacquer, Bronze Patina    b) Turquoise Lacquer, Burnished Brass  
                       c) Ivory Lacquer, Bronze Patina        d) Ivory Lacquer, Burnished Brass  
 App. weight :    6 kgs. / 13 lbs.



Block Arm Table

Inches            W 9 5/8 in        L 30 7/8 in      H 26 3/8 in  
 Centimetres    W 24.5 cm      L 78.5 cm      H 67 cm  
 Material :        Bronze Patina  
 App. weight :    23 kgs. / 50.5 lbs.



Fillo Long Tables

a) FG000007    b) FG000008  
 Inches            W 24 in            L 47 1/4 in      H 17 1/8 in  
 Centimetres    W 61 cm          L 120 cm        H 43.5 cm  
 Materials :      a) Bronze Patina    b) Silvered Bronze  
 App. weight :    33 kgs. / 73 lbs.



Fillo Round Table - Low

Inches            W 15 in            L 15 1/8 in      H 13 3/4 in  
 Centimetres    W 38 cm          L 38.5 cm      H 35 cm  
 Material :        Silvered Bronze  
 App. weight :    6 kgs. / 13 lbs.




Fillo Round Table - Tall

Inches            W 14 1/8 in        L 15 1/8 in      H 15 3/4 in  
 Centimetres    W 36 cm          L 38.5 cm      H 40 cm  
 Material :        Silvered Bronze  
 App. weight :    7 kgs. / 15.5 lbs.



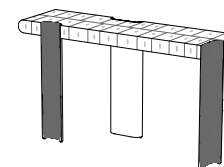
Amaranth Lamp Table

Inches            Dia 27 1/2 in      H 27 3/8 in  
 Centimetres    Dia 70 cm        H 69.5 cm  
 Materials :      Bronze Patina, Antique Ivory Tusk Gesso  
 App. weight :    23 kgs. / 50.5 lbs.



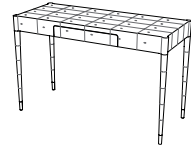
Brancusi Spiral Table

Inches            Dia 19 5/8 in      H 21 7/8 in  
 Centimetres    Dia 50 cm        H 55.5 cm  
 Material :        Bronze Patina  
 App. weight :    19 kgs. / 42 lbs.



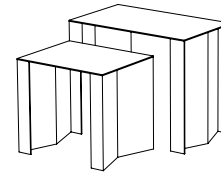
Corteza Console Tables

a) FG006995    b) FG006996  
 Inches            W 15 3/4 in        L 59 in            H 32 1/2 in  
 Centimetres    W 40 cm          L 150 cm        H 82.5 cm  
 Materials :      French Oak, Bronze Patina - Grooves  
                       a) Natural Distress Shagreen        b) Natural Speckle Shagreen - Matte  
 App. weight :    83 kgs. / 183 lbs.



Ledge Console Desk  
 Inches W 18<sup>7</sup>/<sub>8</sub> in L 46<sup>7</sup>/<sub>8</sub> in H 29<sup>3</sup>/<sub>4</sub> in  
 Centimetres W 48 cm L 119 cm H 75.5 cm  
 Materials : Natural Distress Shagreen, Bronze Patina, Maple  
 App. weight : 25 kgs. / 55 lbs.

FG004648



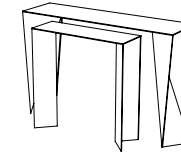
Etched Twin Side Table  
 Inches W 15<sup>3</sup>/<sub>4</sub> in L 27 in H 22 in  
 Centimetres W 40 cm L 68.5 cm H 56 cm  
 Material : Steel  
 App. weight : 19 kgs. / 42 lbs.

FG007586



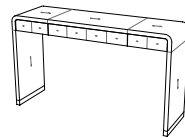
Facet Console  
 Inches W 14<sup>1</sup>/<sub>8</sub> in L 45<sup>1</sup>/<sub>4</sub> in H 33<sup>1</sup>/<sub>8</sub> in  
 Centimetres W 36 cm L 115 cm H 84 cm  
 Material : Natural Speckle Shagreen  
 App. weight : 32 kgs. / 70.5 lbs.

FG000086



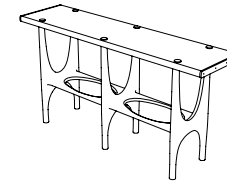
Etched Twin Console  
 Inches W 13<sup>3</sup>/<sub>8</sub> in L 55<sup>1</sup>/<sub>8</sub> in H 31<sup>7</sup>/<sub>8</sub> in  
 Centimetres W 34 cm L 140 cm H 81 cm  
 Material : Patinated Steel  
 App. weight : 72 kgs. / 159 lbs.

FG000118



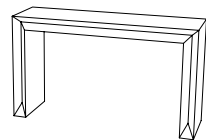
Cliff Console Desk  
 Inches W 15 in L 51<sup>1</sup>/<sub>8</sub> in H 29<sup>1</sup>/<sub>2</sub> in  
 Centimetres W 38 cm L 130 cm H 75 cm  
 Materials : Natural Parchment, Natural Speckle Shagreen, Patinated Brass, Maple  
 App. weight : 43 kgs. / 95 lbs.

FG004656



Orpheus Console Table  
 Inches W 16 in L 62<sup>5</sup>/<sub>8</sub> in H 31<sup>7</sup>/<sub>8</sub> in  
 Centimetres W 40.5 cm L 159 cm H 81 cm  
 Materials : Lacquered Eggshell, Bronze Patina  
 App. weight : 68 kgs. / 150 lbs.

FG000108

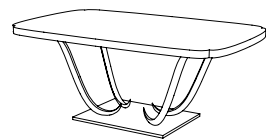


Kertas Console  
 Inches W 15<sup>3</sup>/<sub>4</sub> in L 55<sup>1</sup>/<sub>8</sub> in H 31<sup>1</sup>/<sub>2</sub> in  
 Centimetres W 40 cm L 140 cm H 80 cm  
 Material : Natural Distress Shagreen  
 App. weight : 42 kgs. / 92.5 lbs.

FG000079



Margot Side Tables  
 a) FG000097 b) FG000098 c) FG000099 d) FG000100  
 Inches Dia 14<sup>1</sup>/<sub>8</sub> in H 21<sup>1</sup>/<sub>4</sub> in  
 Centimetres Dia 36 cm H 54 cm  
 Materials : Bronze Patina, a) Red Moon Lacquer b) Pepper Grey Parchment  
 c) Ivory Parchment d) Charcoal Grey Shagreen  
 App. weight : 8 kgs. / 17.5 lbs.



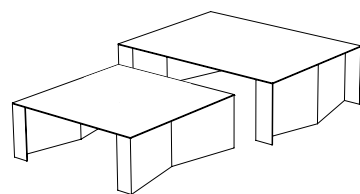
Fougère Dining Table  
 Inches W 43<sup>1</sup>/<sub>4</sub> in L 70<sup>7</sup>/<sub>8</sub> in H 28<sup>3</sup>/<sub>8</sub> in  
 Centimetres W 110 cm L 180 cm H 72 cm  
 Materials : Bronze Patina, Lacquered Natural Chocolate Shagreen  
 App. weight : 140 kgs. / 308.5 lbs.

FG005077



Void Spot Table  
 Inches W 7<sup>7</sup>/<sub>8</sub> in L 10<sup>3</sup>/<sub>8</sub> in H 24<sup>3</sup>/<sub>8</sub> in  
 Centimetres W 20 cm L 26.5 cm H 62 cm  
 Material : Bronze Patina  
 App. weight : 12 kgs. / 26.5 lbs.

FG003687



Etched Twin Coffee Table  
 Inches W 35<sup>1</sup>/<sub>2</sub> in L 47<sup>1</sup>/<sub>4</sub> in H 16<sup>1</sup>/<sub>2</sub> in  
 Centimetres W 90 cm L 120 cm H 38 cm  
 Materials : Steel  
 App. weight : 80 kgs. / 176.5 lbs.

FG007585




Ovum Spot Tables  
 Inches Dia 9<sup>1</sup>/<sub>2</sub> in H 23<sup>3</sup>/<sub>4</sub> in  
 Centimetres Dia 24 cm H 60 cm  
 Materials : Bronze Patina, a) Calcite Natural b) Lacquered Eggshell  
 App. weight : a) 20 kgs. / 44 lbs. b) 15 kgs. / 33 lbs.

FG003731 b) FG003686



Wishbone Side Tables

|               |                     |                                    |
|---------------|---------------------|------------------------------------|
| a) FG003684   | b) FG007086         | c) FG007046                        |
| d) FG007568   | e) FG007525         |                                    |
| Inches        | Dia 18 7/8 in       | H 26 1/8 in                        |
| Centimetres   | Dia 48 cm           | H 66.5 cm                          |
| Materials :   | Bronze Patina,      | a) Shibori Tie-dyed Parchment      |
|               |                     | b) Natural Parchment               |
|               |                     | c) Pepper Grey Parchment           |
|               |                     | d) Ivory Parchment                 |
|               |                     | e) White Bronze, Natural Parchment |
| App. weight : | 13 kgs. / 28.5 lbs. |                                    |

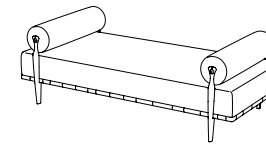


Mirador Slipper Chairs

|               |  |             |             |
|---------------|--|-------------|-------------|
| a) FG006319   | b) FG006320                                    | c) FG006321 | d) FG006322 |
| Inches        | W 26 in  | D 34 in     | H 32 1/4 in |
| Centimetres   | W 66 cm  | D 86.5 cm   | H 82 cm     |
| Materials :   | a) Espresso Woven Fabric, Bronze Patina        |             |             |
|               | b) Cement Woven Fabric, Patinated Brass        |             |             |
|               | c) Cinnabar Red Velvet Fabric, Patinated Brass |             |             |
|               | d) Midnight Blue Velvet Fabric, Bronze Patina  |             |             |
| App. weight : | 37 kgs. / 81.5 lbs.                            |             |             |



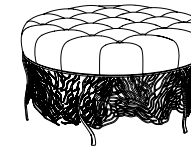
|                        |  |           |
|------------------------|--|-----------|
| Drop Side Table - Tall |  | FG000107  |
| Inches                 | W 14 5/8 in                              | L 25 in   |
| Centimetres            | W 37 cm                                  | L 63.5 cm |
| Materials :            | Bronze Patina, Beechwood Straw Marquetry |           |
| App. weight :          | 16 kgs. / 35 lbs.                        |           |



|                |   |                 |                    |
|----------------|---|-----------------|--------------------|
| Galeria Daybed | a) FG006316   | b) FG007100     | c) FG007101        |
|                | d) FG007102   | e) FG007103     |                    |
| Inches         | W 72 in   | D 35 1/4 in     | H 24 1/4 in        |
| Centimetres    | W 183 cm  | D 89.5 cm       | H 61.5 cm          |
| Materials :    | Natural Chocolate Shagreen, Ecru Woven Fabric, Cocoa Chenille Fabric, Bronze Patina |                 |                    |
|                | a) Aventurine   | b) Black Marble | c) Calcite Natural |
|                | d) Calcite Amber  | e) Onyx Marble  |                    |
| App. weight :  | 70 kgs. / 154.5 lbs.  |                 |                    |



|                       |  |           |
|-----------------------|--|-----------|
| Drop Side Table - Low |  | FG000104  |
| Inches                | W 14 5/8 in                              | L 25 in   |
| Centimetres           | W 37 cm                                  | L 63.5 cm |
| Materials :           | Bronze Patina, Beechwood Straw Marquetry |           |
| App. weight :         | 15 kgs. / 33 lbs.                        |           |



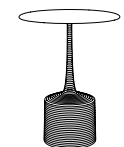
|               |                                      |             |
|---------------|--------------------------------------|-------------|
| Fan Ottoman   |                                      | FG004666    |
| Inches        | Dia 36 5/8 in                        | H 19 3/4 in |
| Centimetres   | Dia 93 cm                            | H 50 cm     |
| Materials :   | Espresso Woven Fabric, Bronze Patina |             |
| App. weight : | 50 kgs. / 110 lbs.                   |             |



|                  |                     |             |
|------------------|---------------------|-------------|
| Atlas Side Table |                     | FG000101    |
| Inches           | Dia 25 3/8 in       | H 23 5/8 in |
| Centimetres      | Dia 64.5 cm         | H 60 cm     |
| Material :       | Bronze Patina       |             |
| App. weight :    | 27 kgs. / 59.5 lbs. |             |




|               |                            |             |
|---------------|----------------------------|-------------|
| Fan Tabouret  |                            | FG000067    |
| Inches        | W 19 3/4 in                | D 11 3/4 in |
| Centimetres   | W 50 cm                    | D 30 cm     |
| Materials :   | Grey Velvet, Bronze Patina |             |
| App. weight : | 8 kgs. / 17.5 lbs.         |             |



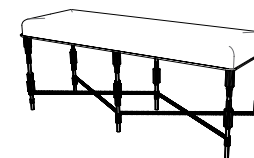
|                  |                     |             |
|------------------|---------------------|-------------|
| Cable Side Table |                     | FG004657    |
| Inches           | Dia 15 1/2 in       | H 21 7/8 in |
| Centimetres      | Dia 39.5 cm         | H 55.5 cm   |
| Material :       | Bronze Patina       |             |
| App. weight :    | 17 kgs. / 37.5 lbs. |             |



|               |                                    |             |
|---------------|------------------------------------|-------------|
| Rye Stool     |                                    | FG005434    |
| Inches        | Dia 16 3/8 in                      | H 18 1/4 in |
| Centimetres   | Dia 41.5 cm                        | H 46.5 cm   |
| Materials :   | Ecru Woven Fabric, Burnished Brass |             |
| App. weight : | 12 kgs. / 26.5 lbs.                |             |



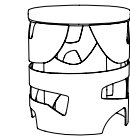
|                       |   |             |
|-----------------------|---|-------------|
| Mirador Lounge Chairs | a) FG006317   | b) FG006318 |
| Inches                | W 34 1/4 in   | D 34 in     |
| Centimetres           | W 87 cm   | D 86.5 cm   |
| Materials :           | a) Cocoa Parchment - Lacquered, Espresso Woven Fabric, Bronze Patina      |             |
|                       | b) Café au lait Parchment - Lacquered, Ecru Woven Fabric, Patinated Brass |             |
| App. weight :         | 53 kgs. / 117 lbs.  |             |




|                    |                                      |             |
|--------------------|--------------------------------------|-------------|
| Rye Benches - Long | a) FG004664                          | b) FG004731 |
| Inches             | W 44 1/4 in                          | D 15 1/8 in |
| Centimetres        | W 112.5 cm                           | D 38.5 cm   |
| Materials :        | Camel Woven Fabric, a) Bronze Patina |             |
|                    | b) Burnished Brass                   |             |
| App. weight :      | 22 kgs. / 48.5 lbs.                  |             |



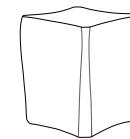
Rye Benches - Small  
 Inches W 24<sup>5</sup>/<sub>8</sub> in D 15<sup>1</sup>/<sub>8</sub> in H 18<sup>1</sup>/<sub>8</sub> in  
 Centimetres W 62.5 cm D 38.5 cm H 46 cm  
 Materials : Camel Woven Fabric, a) Bronze Patina b) Burnished Brass  
 App. weight : 14 kgs. / 31 lbs.



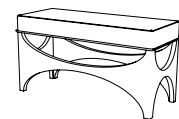
Hudson Stool  
 Inches Dia 16 in H 17<sup>7</sup>/<sub>8</sub> in  
 Centimetres Dia 40.5 cm H 45.5 cm  
 Materials : Oil-rubbed steel, Polished steel, Lie de Vin Nappa Leather  
 App. weight : 12 kgs. / 26.5 lbs.



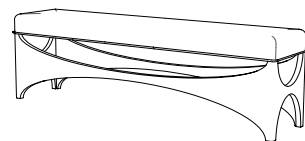
Reel Stool  
 Inches Dia 15<sup>3</sup>/<sub>4</sub> in H 17<sup>3</sup>/<sub>4</sub> in  
 Centimetres Dia 40 cm H 45 cm  
 Materials : Natural Chocolate Shagreen, Aluminium  
 App. weight : 22 kgs. / 48.5 lbs.



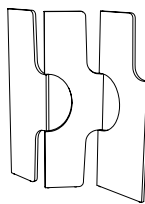
Japan Block Stool  
 Inches W 13<sup>3</sup>/<sub>4</sub> in D 13<sup>3</sup>/<sub>4</sub> in H 17<sup>1</sup>/<sub>2</sub> in  
 Centimetres W 35 cm D 35 cm H 44.5 cm  
 Material : Bronze Patina  
 App. weight : 28 kgs. / 61.5 lbs.



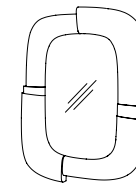
Wing Bench  
 Inches W 36<sup>3</sup>/<sub>8</sub> in D 14<sup>3</sup>/<sub>4</sub> in H 18<sup>7</sup>/<sub>8</sub> in  
 Centimetres W 92.5 cm D 37.5 cm H 48 cm  
 Materials : Jacquard Fabric, Bronze Patina  
 App. weight : 31 kgs. / 68.5 lbs.




Wing Bench Long  
 Inches W 64 in D 14<sup>3</sup>/<sub>4</sub> in H 19<sup>1</sup>/<sub>2</sub> in  
 Centimetres W 162.5 cm D 37.5 cm H 49.5 cm  
 Materials : Camel Woven Fabric, Bronze Patina  
 App. weight : 60 kgs. / 132.5 lbs.



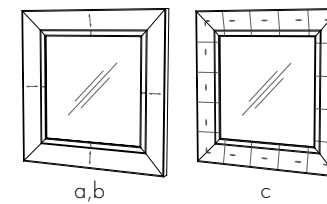
Flamengo Screens  
 Inches W 69<sup>1</sup>/<sub>4</sub> in H 74 in D 1<sup>5</sup>/<sub>8</sub> in  
 Centimetres W 176 cm H 188 cm D 4 cm  
 Materials : a) Silvered Straw, Koto b) Ebony Straw, Wenge c) Mercury Gold Straw, Koto  
 App. weight : 72 kgs. / 159 lbs.



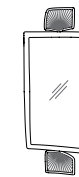
Aquifer Mirror  
 Inches W 27<sup>1</sup>/<sub>8</sub> in H 35<sup>5</sup>/<sub>8</sub> in D 2<sup>1</sup>/<sub>8</sub> in  
 Centimetres W 69 cm H 90.5 cm D 5.5 cm  
 Materials : Café au lait Parchment - Lacquered, Bronze Patina, Mirror  
 App. weight : 19 kgs. / 42 lbs.



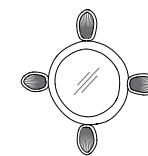
Tribute Mirrors  
 Inches W 31<sup>1</sup>/<sub>8</sub> in H 37<sup>3</sup>/<sub>4</sub> in D 2<sup>3</sup>/<sub>8</sub> in  
 Centimetres W 79 cm H 96 cm D 6 cm  
 Materials : a) Deep Amber Mica, Patinated Brass, Mirror b) Pewter Mica, Patinated Brass, Mirror  
 App. weight : 30 kgs. / 66.5 lbs.



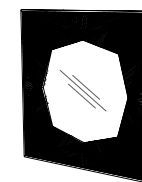
Volta Mirrors  
 Inches W 39<sup>3</sup>/<sub>8</sub> in H 39<sup>3</sup>/<sub>8</sub> in D 2 in  
 Centimetres W 100 cm H 100 cm D 5 cm  
 Materials : Patinated Brass, Mirror, a) Daybreak Ombré Straw b) Burnt Coral Ombré Straw c) Natural Speckle Shagreen, Natural Chocolate Shagreen  
 App. weight : 34 kgs. / 75 lbs.



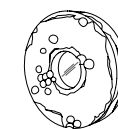
Amulet Mirror - Rectangle  
 Inches W 19<sup>1</sup>/<sub>2</sub> in H 43<sup>7</sup>/<sub>8</sub> in D 1<sup>5</sup>/<sub>8</sub> in  
 Centimetres W 49.5 cm H 111.5 cm D 4 cm  
 Materials : Patinated Brass, Daybreak Ombré Straw, Mirror  
 App. weight : 17 kgs. / 37.5 lbs.



Amulet Mirror - Round  
 Inches W 28<sup>1</sup>/<sub>8</sub> in H 28<sup>1</sup>/<sub>8</sub> in D 1<sup>3</sup>/<sub>8</sub> in  
 Centimetres W 71.5 cm H 71.5 cm D 3.5 cm  
 Materials : Patinated Brass, Light Natural Ombré Straw, Mirror  
 App. weight : 9.5 kgs. / 21 lbs.



Gemstone Mirrors  
 Inches W 34<sup>7</sup>/<sub>8</sub> in H 34<sup>7</sup>/<sub>8</sub> in D 1<sup>5</sup>/<sub>8</sub> in  
 Centimetres W 88.5 cm H 88.5 cm D 4 cm  
 Materials : Patinated Brass, Mirror, a) Aqua Straw b) Burnished Metals Straw  
 App. weight : 24 kgs. / 53 lbs.



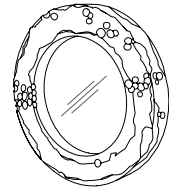
Lune Mirror - Small  
 Inches Dia 10<sup>7</sup>/<sub>8</sub> in D 1<sup>3</sup>/<sub>4</sub> in  
 Centimetres Dia 27.5 cm D 4.5 cm  
 Materials : Pure Gold, Bronze Patina, Mirror  
 App. weight : 4 kgs. / 9 lbs.





Lune Mirror - Medium  
 Inches Dia 15 in D 2 in  
 Centimetres Dia 38 cm D 5 cm  
 Materials : White Gold, Bronze Patina, Mirror  
 App. weight : 8 kgs. / 17.5 lbs.

FG000056



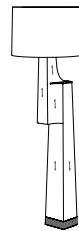
Lune Mirror - Large  
 Inches Dia 20 1/2 in D 2 3/4 in  
 Centimetres Dia 52 cm D 7 cm  
 Materials : Mercury Gold, Bronze Patina, Mirror  
 App. weight : 14 kgs. / 31 lbs.

FG000057



Fillo Mirror  
 Inches W 41 1/2 in H 49 in D 1 1/8 in  
 Centimetres W 105.5 cm H 124.5 cm D 3 cm  
 Material : Bronze Patina  
 App. weight : 31 kgs. / 68.5 lbs.

FG000050



Drift Floor Lamps  
 Inches Dia 19 1/4 in H 62 in  
 Centimetres Dia 49 cm H 157.5 cm  
 Materials : Patinated Brass - Grooves, Patinated Brass, Ivory Linen,  
 a) Beechwood Straw b) Ebony Straw  
 App. weight : 27 kgs. / 59.5 lbs. E27 Max 60W x 1

a) FG007001 b) FG007000



Drift Table Lamps  
 Inches Dia 16 1/8 in H 25 3/8 in  
 Centimetres Dia 41 cm H 64.5 cm  
 Materials : Patinated Brass - Grooves, Patinated Brass, Ivory Linen,  
 a) Beechwood Straw b) Ebony Straw  
 App. weight : 6 kgs. / 13.5 lbs. E27 Max 60W x 1

a) FG006999 b) FG006998



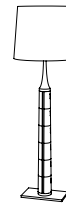
Maluku Floor Lamps  
 Inches Dia 18 1/8 in H 61 in  
 Centimetres Dia 46 cm H 155 cm  
 Materials : Bronze Patina, Ivory Linen,  
 a) Natural Parchment b) Azur Parchment  
 App. weight : 11 kgs. / 24.5 lbs. E27 Max 60W x 1

a) FG004672 b) FG007089



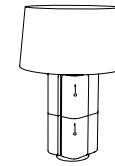
Maluku Table Lamps  
 Inches Dia 18 1/8 in H 29 3/8 in  
 Centimetres Dia 46 cm H 74.5 cm  
 Materials : Bronze Patina, Ivory Linen,  
 a) Natural Parchment b) Leaf Green Parchment  
 c) Pepper Grey Parchment  
 App. weight : 6 kgs. / 13.5 lbs. E27 Max 60W x 1

a) FG004671 b) FG007090 c) FG007409



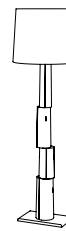
Demi-Monde Floor Lamps  
 Inches Dia 19 3/4 in H 60 1/4 in  
 Centimetres Dia 50 cm H 153 cm  
 Materials : a) Natural Speckle Shagreen, Bronze Patina, Ivory Linen  
 b) Natural Chocolate Shagreen, Bronze Patina, Ivory Linen  
 c) Natural Speckle Shagreen, Lacquered Natural Brass, Ivory Linen  
 App. weight : 16 kgs. / 35.5 lbs. E27 Max 60W x 1

a) FG000026 b) FG007051 c) FG007050



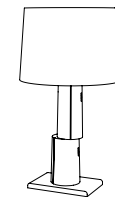
Canister Table Lamps  
 Inches Dia 19 3/4 in H 29 1/2 in  
 Centimetres Dia 50 cm H 75 cm  
 Materials : Bronze Patina, Ivory Linen,  
 a) Natural Speckle Shagreen b) Natural Chocolate Shagreen  
 App. weight : 14 kgs. / 31 lbs. E27 Max 60W x 1

a) FG000023 b) FG007056




Serac Floor Lamps  
 Inches Dia 19 3/4 in H 65 1/2 in  
 Centimetres Dia 50 cm H 166.5 cm  
 Materials : Bronze Patina, Ivory Linen,  
 a) Natural Distress Shagreen b) Natural Speckle Shagreen  
 App. weight : 20 kgs. / 45 lbs. E27 max 60W x 1

a) FG006336 b) FG007049



Serac Table Lamps  
 Inches Dia 15 3/4 in H 28 1/4 in  
 Centimetres Dia 40 cm H 72 cm  
 Materials : Bronze Patina, Ivory Linen,  
 a) Natural Distress Shagreen b) Natural Speckle Shagreen  
 App. weight : 8.5 kgs. / 19 lbs. E27 max 60W x 1

a) FG006337 b) FG007052



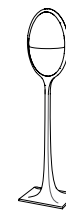
Plume Floor Lamps  
 Inches Dia 18 1/8 in H 65 1/8 in  
 Centimetres Dia 46 cm H 165.5 cm  
 Materials : Bronze Patina, Ivory Linen  
 a) Natural Ombré Straw b) Dusk Ombré Straw  
 App. weight : 10 kgs. / 22 lbs. E27 max 60W x 1

a) FG005439 b) FG007048



Plume Table Lamps  
 Inches Dia 15 3/4 in H 28 3/4 in  
 Centimetres Dia 40 cm H 73 cm  
 Materials : Bronze Patina, Ivory Linen,  
 a) Natural Ombré Straw b) Dusk Ombré Straw  
 App. weight : 5.5 kgs. / 12 lbs. E27 max 60W x 1

a) FG005438 b) FG007053



Cupola Floor Lamp  
 Inches W 18 1/4 in D 12 3/4 in H 66 1/8 in  
 Centimetres W 46.5 cm D 32.5 cm H 168 cm  
 Materials : White Eggshell Lacquer, Polished Brass, Bronze Patina  
 App. weight : 32 kgs. / 70.5 lbs. E27 max 60W x 1


FG005441



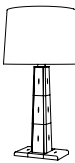
Cupola Table Lamp  
 Inches Dia 12 3/4 in H 19 7/8 in  
 Centimetres Dia 32.5 cm H 50.5 cm  
 Materials : White Eggshell Lacquer, Polished Brass, Bronze Patina  
 App. weight : 12 kgs. / 26.5 lbs. E27 max 40W x 1




Ogún Table Lamp  
 Inches Dia 9 in H 24 in  
 Centimetres Dia 23 cm H 61 cm  
 Materials : Calcite Amber, Bronze Patina  
 App. weight : 18 kgs. / 39.5 lbs. E27 max 60W x 1



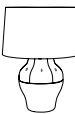
Santo Floor Lamp  
 Inches Dia 18 1/8 in H 65 1/8 in  
 Centimetres Dia 46 cm H 165.5 cm  
 Materials : Natural Speckle Shagreen Unpolished, Ivory Linen  
 App. weight : 7 kgs. / 15.5 lbs. E27 Max 60W x 1



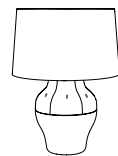
Santo Table Lamp  
 Inches Dia 15 3/4 in H 30 1/8 in  
 Centimetres Dia 40 cm H 76.5 cm  
 Materials : Natural Speckle Shagreen Unpolished, Ivory Linen  
 App. weight : 4 kgs. / 9 lbs. E27 Max 60W x 1



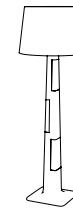
Isola Table Lamps  
 Inches Dia 19 3/4 in H 26 5/8 in  
 Centimetres Dia 50 cm H 67.5 cm  
 Materials : Ivory Linen, a) Café au lait Parchment - Lacquered, Bronze Patina  
 App. weight : 13.5 kgs. / 30 lbs. b) Parchment E27 max 60W x 1



Aphrodite Bedside Lamp  
 Inches Dia 11 5/8 in H 15 1/8 in  
 Centimetres Dia 29.5 cm H 38.5 cm  
 Materials : Natural Speckle Shagreen, Bronze Patina, Ivory Linen  
 App. weight : 4.5 kgs. / 10 lbs. E14 max 40W x 1



Aphrodite Table Lamp  
 Inches Dia 19 3/4 in H 26 3/8 in  
 Centimetres Dia 50 cm H 67 cm  
 Materials : Natural Speckle Shagreen, Bronze Patina, Ivory Linen  
 App. weight : 13 kgs. / 28.5 lbs. E27 max 60W x 1



Basilica Floor Lamp  
 Inches Dia 23 5/8 in H 68 7/8 in  
 Centimetres Dia 60 cm H 175 cm  
 Materials : Natural Parchment, Bronze Patina, Ivory Linen  
 App. weight : 24.5 kgs. / 54 lbs. E27 max 60W x 1



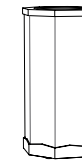
Lucio Floor Lamp  
 Inches Dia 14 5/8 in H 66 1/8 in  
 Centimetres Dia 37 cm H 168 cm  
 Materials : Bronze Patina, Peking Glass - White Jade  
 App. weight : 55 kgs. / 121.5 lbs. E27 max 60W x 1



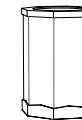
York Lantern  
 Inches W 8 7/8 in D 8 7/8 in H 14 3/4 in  
 Centimetres W 22.5 cm D 22.5 cm H 37.5 cm  
 Materials : Ivory Linen, a) Polished Brass b) Bronze Patina  
 App. weight : 6 kgs. / 13 lbs. E27 max 40W x 1



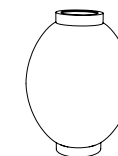
Ruche Lantern  
 Inches W 8 1/8 in D 8 1/8 in H 12 3/4 in  
 Centimetres W 20.5 cm D 20.5 cm H 32.5 cm  
 Materials : Bronze Patina, Ivory Linen  
 App. weight : 10 kgs. / 22 lbs. E27 max 25W x 1



Cicada Lantern - Electrified  
 Inches W 7 1/2 in D 7 1/2 in H 15 in  
 Centimetres W 19 cm D 19 cm H 38 cm  
 Materials : Peking Glass - White Jade, Bronze Patina  
 App. weight : 8.2 kgs. / 18 lbs. E27 max 40W x 1



Cicada Lantern - Candle  
 Inches W 7 1/2 in D 7 1/2 in H 11 in  
 Centimetres W 19 cm D 19 cm H 28 cm  
 Materials : Peking Glass - White Jade, Bronze Patina  
 App. weight : 7.5 kgs. / 16.5 lbs.

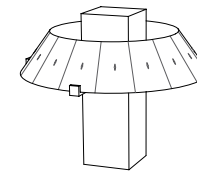


Moon Globe Lantern  
 Inches Dia 12 3/8 in H 17 1/8 in  
 Centimetres Dia 31.5 cm H 43.5 cm  
 Materials : Peking Glass - White Jade, Bronze Patina  
 App. weight : 9 kgs. / 20 lbs. E27 max 40W x 1



Moon Faceted Lantern  
 Inches Dia 12 in H 13 3/8 in  
 Centimetres Dia 30.5 cm H 34 cm  
 Materials : Peking Glass - White Jade, Bronze Patina  
 App. weight : 9 kgs. / 20 lbs. E27 max 40W x 1


FG000044



Geo Table Lamps  
 Inches W 24 3/4 in D 24 3/4 in H 19 3/4 in  
 Centimetres W 63 cm D 63 cm H 50 cm  
 Materials : Ivory Parchment, Bronze Patina, Gold Leaf  
 App. weight : a) Natural Chocolate Shagreen b) Natural Speckle Shagreen  
 6 kgs. / 13 lbs. E14 max 25W x 4

a) FG000059

b) FG007057



Quilted Table Lamp  
 Inches Dia 18 1/8 in H 26 in  
 Centimetres Dia 46 cm H 66 cm  
 Materials : Bronze Patina, Ivory Linen  
 App. weight : 6.5 kgs. / 14.5 lbs. E27 max 60W x 1

FG000015



Cornice Table Lamps  
 Inches Dia 16 1/8 in H 20 7/8 in  
 Centimetres Dia 41 cm H 53 cm  
 Materials : Black Marble, Ivory Linen, a) Antique White Gold b) Antique Gold  
 App. weight : 18 kgs. / 39.5 lbs. E27 max 60W x 1

a) FG000029

b) FG000030



Otto Table Lamps  
 Inches Dia 16 1/8 in H 25 5/8 in  
 Centimetres Dia 41 cm H 65 cm  
 Materials : Ivory Linen, a) Natural Distress Shagreen  
 b) Louro Preto Wood, Bronze Patina c) Natural Parchment  
 App. weight : 7 kgs. / 15.5 lbs. E27 max 60W x 1

a) FG000041

b) FG000042

c) FG003695

a) Natural Distress Shagreen

c) Natural Parchment

E27 max 60W x 1



Stem Table Lamps  
 Inches W 5 1/2 in D 5 1/2 in H 25 5/8 in  
 Centimetres W 14 cm D 14 cm H 65 cm  
 Materials : Bronze Patina, Gold Leaf, a) Burnished Metal Straw  
 b) Ebony Straw  
 Bronze Patina, Silver Leaf, c) Natural Chocolate Shagreen  
 Polished Steel, Gold Leaf, d) Burnished Metal Straw  
 e) Ebony Straw  
 Polished Steel, Silver Leaf, f) Natural Chocolate Shagreen  
 g) Burnished Metal Straw  
 h) Natural Speckle Shagreen  
 i) Natural Parchment  
 j) Burnished Metal Straw  
 k) Natural Speckle Shagreen  
 l) Natural Parchment  
 App. weight : 1.6 kgs. / 3.5 lbs. E14 max 25W x 1

a) FG005064

b) FG005065

c) FG000012

d) FG007572

e) FG007573

f) FG007574

g) FG007383

h) FG007382

i) FG007570

j) FG007569

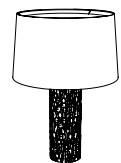
k) FG007571

l) FG007433



Aquifer Table Lamp  
 Inches Dia 18 1/8 in H 27 3/8 in  
 Centimetres Dia 46 cm H 69.5 cm  
 Materials : Bronze Patina, Ivory Linen  
 App. weight : 14 kgs. / 31 lbs. E27 max 60W x 1

FG000038



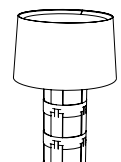
Castris Table Lamps  
 Inches Dia 19 3/4 in H 26 3/4 in  
 Centimetres Dia 50 cm H 68 cm  
 Materials : Ivory Linen, a) Polished Brass b) Bronze Patina  
 App. weight : 8 kgs. / 17.5 lbs. E27 max 60W x 1

a) FG000039

b) FG007054

b) Bronze Patina

E27 max 60W x 1



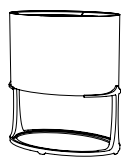
Totem Table Lamp  
 Inches Dia 19 3/8 in H 29 7/8 in  
 Centimetres Dia 50 cm H 76 cm  
 Materials : Burned Ash, Patinated Brass, Ivory Linen  
 App. weight : 17 kgs. / 37.5 lbs. E27 max 60W x 1

FG000040



Fondre Table Lamp  
 Inches Dia 8 1/8 in H 20 5/8 in  
 Centimetres Dia 20.5 cm H 52.5 cm  
 Materials : Ivory Over Ivory Shagreen, Ivory Linen, Patinated Brass  
 App. weight : 2.5 kgs. / 5.5 lbs. E14 max 40W x 1

FG003622



Inlet Table Lamps  
 Inches W 17 1/2 in D 11 3/8 in H 19 1/4 in  
 Centimetres W 44.5 cm D 29 cm H 49 cm  
 Materials : Bronze Patina, Ivory Linen, a) Natural Speckle Shagreen  
 b) Beechwood Straw c) Ebony Straw  
 App. weight : 6.3 kgs. / 14 lbs. E27 max 40W x 2

a) FG000031

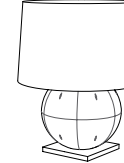
b) FG000032

c) FG007055

a) Natural Speckle Shagreen

c) Ebony Straw

E27 max 40W x 2



Globe Table Lamp  
 Inches Dia 16 1/8 in H 19 1/8 in  
 Centimetres Dia 41 cm H 48.5 cm  
 Materials : Natural Speckle Shagreen, Bronze Patina, Ivory Linen  
 App. weight : 9.6 kgs. / 21 lbs. E27 max 60W x 1

FG000014



Moulin Floor Lamp  
 Inches Dia 28 3/4 in H 72 1/4 in  
 Centimetres Dia 73 cm H 183.5 cm  
 Materials : Bronze Patina, Gold Leaf, Ivory Linen  
 App. weight : 34 kgs. / 75 lbs. E27 max 60W x 2

FG000021



Milonga Floor Lamp  
 Inches Dia 27 1/2 in H 69 7/8 in  
 Centimetres Dia 70 cm H 177.5 cm  
 Materials : Bronze Patina, Mercury Gold Leaf, Ivory Linen  
 App. weight : 37 kgs. / 81.5 lbs. E27 max 60W x 1

FG000037



Lithe Uplight  
 Inches Dia 11 1/4 in H 69 1/8 in  
 Centimetres Dia 28.5 cm H 175.5 cm  
 Materials : Bronze Patina, Gold Leaf  
 App. weight : 14 kgs. / 31 lbs. E27 Max 60W x 1

FG000018



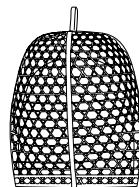
Carapace Uplight  
 Inches Dia 11 in H 72 in  
 Centimetres Dia 28 cm H 183 cm  
 Material : Bronze Patina  
 App. weight : 45 kgs. / 99 lbs. E27 Max 60W x 1

FG000011

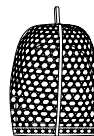


Torta Lantern  
 Inches Dia 16 in H 44 3/4 in  
 Centimetres Dia 40.5 cm H 113.5 cm  
 Materials : Papier Sauvage, Bronze Patina, Polished Steel  
 App. weight : 11 kgs. / 24.5 lbs. E27 max 60W x 1

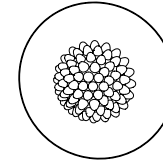
FG006335



Woven Orb Lanterns - Large  
 a) FG000009 Electrified b) FG000487 Portable  
 Inches Dia 22 1/2 in H 30 1/2 in  
 Centimetres Dia 57 cm H 77.5 cm  
 Materials : Copper, Fibreglass Dome  
 App. weight : 9 kgs. / 20 lbs. a) E27 max 60 W x 1 b) Re-chargeable LED Lantern

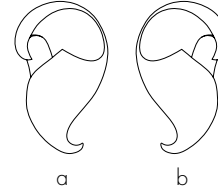


Woven Orb Lanterns - Small  
 a) FG000010 Electrified b) FG000488 Portable  
 Inches Dia 15 3/8 in H 21 7/8 in  
 Centimetres Dia 39 cm H 55.5 cm  
 Materials : Copper, Fibreglass Dome  
 App. weight : 5.5 kgs. / 12 lbs. a) E27 max 60 W x 1 b) Re-chargeable LED Lantern



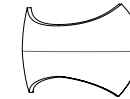
Yemanyá Wall Sconce  
 Inches Dia 15 in D 7 5/8 in  
 Centimetres Dia 38 cm D 19.5 cm  
 Materials : Gold Leaf, Bronze Patina  
 App. weight : 10 kgs. / 22 lbs. E14 max 40W x 2

FG005446



Aloe Wall Sconce  
 Inches W 9 5/8 in H 13 3/4 in D 5 3/4 in  
 Centimetres W 24.5 cm H 35 cm D 14.5 cm  
 Material : Plaster  
 App. weight : 3 kgs. / 7 lbs. E14 max 40W x 1

a) FG006339 - Left b) FG006340 - Right



Isthmus Sconces  
 Inches W 13 in H 8 7/8 in D 6 1/4 in  
 Centimetres W 33 cm H 22.5 cm D 16 cm  
 Materials : Gold Leaf,  
 App. weight : 1.5 kgs. / 3.5 lbs. E14 max 40W x 1

a) FG004675 b) FG007060



Mentawai Sconces  
 Inches W 8 1/4 in H 15 1/2 in D 4 1/8 in  
 Centimetres W 21 cm H 39.5 cm D 10.5 cm  
 Material : Polished Brass,  
 App. weight : 5 kgs. / 11 lbs. E14 max 40W x 2

a) FG004676 b) FG007385



Canoas Sconces  
 Inches W 11 3/4 in H 6 1/8 in D 6 1/2 in  
 Centimetres W 30 cm H 15.5 cm D 16.5 cm  
 Materials : Gold Leaf,  
 App. weight : 3.2 kgs. / 7 lbs. E14 max 25W x 1

a) FG000123 b) FG007386



Folly Sconce  
 Inches W 10 5/8 in H 23 1/4 in D 4 3/8 in  
 Centimetres W 27 cm H 59 cm D 11 cm  
 Materials : Antique Gold, Bronze Patina  
 App. weight : 4.5 kgs. / 10 lbs. E14 max 25W x 1

FG000017



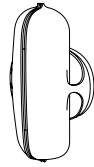
Marquis Sconces  
 Inches W 7 1/4 in H 20 5/8 in D 4 3/4 in  
 Centimetres W 18.5 cm H 52.5 cm D 12 cm  
 Materials : Polished Brass,  
 App. weight : 4.5 kgs. / 10 lbs. E14 max 25W x 2

a) FG000020 b) FG005485 c) FG007387

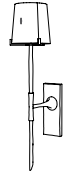


Hourglass Sconce  
 Inches W 8 1/4 in H 17 3/8 in D 4 3/8 in  
 Centimetres W 21 cm H 44 cm D 11 cm  
 Materials : Gold Leaf, Bronze Patina  
 App. weight : 4.2 kgs. / 9.5 lbs. E14 max 25W x 2

FG000035




Lacuna Sconce  
 Inches W 9 1/2 in H 16 1/8 in D 4 3/4 in  
 Centimetres W 24 cm H 41 cm D 12 cm  
 Materials : Polished Brass, Gold Leaf, Bronze Patina  
 App. weight : 5.5 kgs. / 12 lbs. E14 max 25W x 4



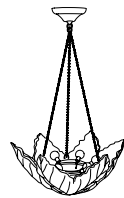
Archer Sconces a) FG005062 b) FG005063 c) FG000028  
 Inches W 5 3/4 in H 25 3/8 in D 8 1/2 in  
 Centimetres W 14.5 cm H 64.5 cm D 21.5 cm  
 Materials : Bronze Patina, Gold Leaf, a) Burnished Metal Straw  
 b) Ebony Straw c) Natural Chocolate Shagreen  
 App. weight : 3.4 kgs. / 7.5 lbs. E14 max 25W x 1



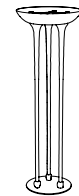
Labellum Wall Sconce  
 Inches W 15 1/2 in H 28 in D 11 in  
 Centimetres W 39.5 cm H 71 cm D 28 cm  
 Materials : Gold Leaf, Bronze Patina  
 App. weight : 13.5 kgs. / 30 lbs. E14 max 25W x 1



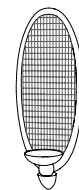
a) Cupola Ceiling Downlight  
 Inches W 14 3/8 in H 87 in D 12 3/4 in  
 Centimetres W 36.5 cm H 221 cm D 32.5 cm  
 b) Cupola Ceiling Uplight  
 Inches W 14 3/8 in H 87 in D 12 3/8 in  
 Centimetres W 36.5 cm H 221 cm D 31.5 cm  
 Materials : White Eggshell Lacquer, Bronze Patina, Polished Brass  
 App. weight : a) 20 kgs. / 44 lbs. b) 15 kgs. / 33 lbs. E27 max 60 W x 1



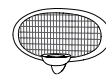
Folly Gesso Ceiling Lights a) FG000019 b) FG005531 c) FG005527  
 Inches Dia 23 3/8 in H 35 7/8 in  
 Centimetres Dia 59.5 cm H 91 cm  
 Materials : Plaster, a) Gilded Brass b) Bronze Patina c) Polished Brass  
 App. weight : 10 kgs. / 22 lbs. E14 max 25W x 6



Goya Torchere  
 Inches Dia 15 1/2 in H 45 1/4 in  
 Centimetres Dia 39.5 cm H 115 cm  
 Materials : Bronze Patina, Polished Brass  
 App. weight : 16 kgs. / 35.5 lbs. FG005435



Scarab Candle Sconce - Tall  
 Inches W 6 7/8 in H 18 1/2 in D 4 1/2 in  
 Centimetres W 17.5 cm H 47 cm D 11.5 cm  
 Materials : Beetle Wing, Burnished Brass  
 App. weight : 2 kgs. / 4.5 lbs. FG005436




Scarab Candle Sconce - Wide  
 Inches W 9 7/8 in H 6 1/2 in D 3 in  
 Centimetres W 25 cm H 16.5 cm D 7.5 cm  
 Materials : Beetle Wing, Burnished Brass  
 App. weight : 1.1 kgs. / 2.5 lbs. FG005437

## SHAGREEN



Natural Speckle



Natural Chocolate



Charcoal Grey



Natural Distress



Natural Chocolate - Lacquered




Ivory Over Ivory


## MICA



Deep Amber




Pewter



Mixed Mica

Material swatches shown here are for reference only. If you wish to request any item in a material, colour or finish that is different from that shown on its catalogue page, please obtain a quotation for customisation from our Trade Sales team.

PARCHMENT



Ivory



Natural



Pepper Grey



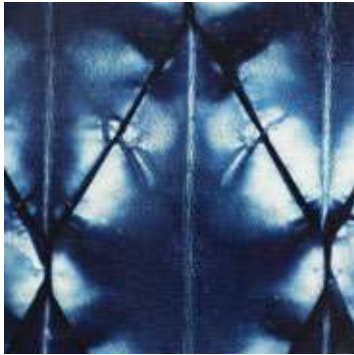
Café Au Lait - Lacquered



Cocoa - Lacquered



Natural - Lacquered



Shibori Tie-Dye




Leaf Green



Azur



Reef Coral




Deep Coral

STRAW MARQUETRY



Beechwood



Bronze



Ebony



Celadon



Aqua



Dark Blue (Swatch on request)



Burnished Metal



Silvered



Mercury Gold



Opal



Deep Blue Prism



Natural Prism

STRAW MARQUETRY



Daybreak Ombré




Natural Ombré



Dusk Ombré



Burnt Coral Ombré




Burnished Woven



Autumn Embers



Flax Embers




Coral Embers



Ebony Embers



Burnished Metal




Ebony



Cigar

LACQUER, EGGHELL & GESSO



White Eggshell



Lacquered Eggshell



Tundra




Ivory



Lapis



Turquoise



Red Moon



Plaster

BEEBLE WING



Beetle Wing

HORN



Natural Horn

WOOD



Figured Sycamore



Smoked Eucalyptus



Fumed Larch



Bamboo



Walnut



Mahogany



Grey Oak



Wenge



Louro Preto



French Oak



Black Oak



Black Walnut

WOOD



Grey Ash



Koto



Dark Cherry, Grooves



Maple



Anigre

STONE



Rock Crystal



Calcite - Amber



Calcite - Natural



Onyx Marble



Black Marble




BRONZE



Bronze Patina, Grooves



Patinated Brass, Grooves



Patinated Brass, Droplets



Bronze Patina



Dark Bronze Steel



Bronze Black



Polished Brass



Brushed Amber Steel



Lacquered Natural Brass



Burnished Brass



Silvered Bronze



White Bronze

FABRIC & LEATHER



Camel Woven



Cement Woven



Espresso Woven



Ecru Woven



Jacquard



Grey Velvet



Midnight Blue Velvet



Cinnabar Red Velvet



Cocoa Chenille



Lie de Vin Nappa Leather



Embossed Leather



Papier Sauvage



## Accessories

Since 2000 Alexander Lamont has made striking organic and sculptural accessories. Please visit our website for our collection of objects, vessels, boxes, trays and other exquisite smaller items. Made by hand and lavished with our signature materials, these pieces are the ones we touch and remember; the treasures that adorn the room.

[alexanderlamont.com](http://alexanderlamont.com)

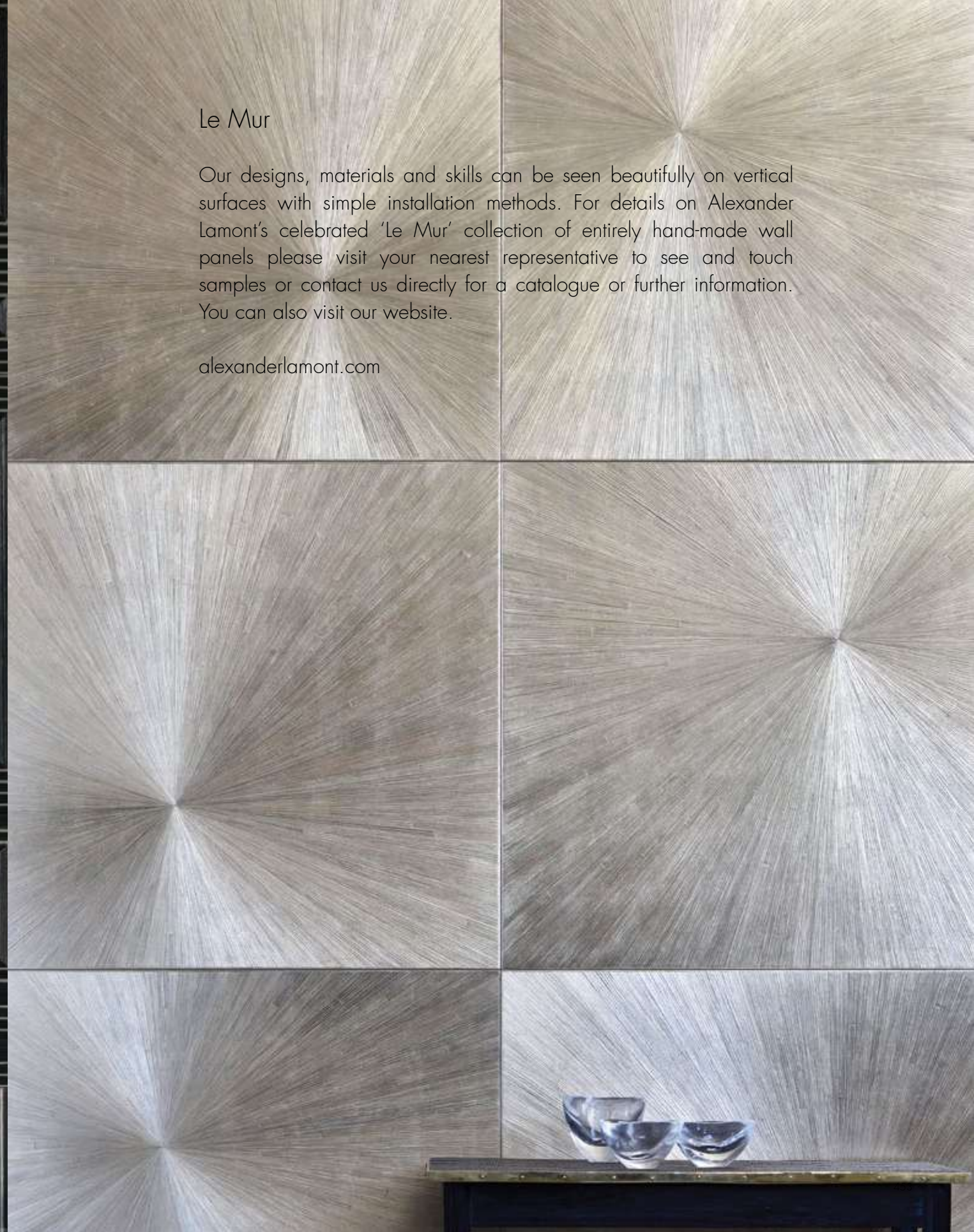




## Le Mur

Our designs, materials and skills can be seen beautifully on vertical surfaces with simple installation methods. For details on Alexander Lamont's celebrated 'Le Mur' collection of entirely hand-made wall panels please visit your nearest representative to see and touch samples or contact us directly for a catalogue or further information. You can also visit our website.

[alexanderlamont.com](http://alexanderlamont.com)





ALEXANDER  
LAMONT

Credits

Photography : Boonyakorn Pulsri  
Zac & Zac  
John Hennequin  
Yuna Yagi  
Marc Schultz  
Stylist : Naomi Daimaru

All rights reserved. No part of this publication may be reproduced in any form or any means without prior permission in writing from Alexander Lamont Limited  
© Alexander Lamont Limited

