



ALEXANDER
LAMONT



COUTURE
FURNITURE

COUTURE
FURNITURE





Founders Alexander and Alexandra Lamont



ALEXANDER
LAMONT

Foreword by Martin Waller
Founder and CEO of Andrew Martin

There are only a handful of designers whose work is instantly and unmistakably recognisable. Alex Lamont is one.

Alex Lamont was born into a plunge pool of inspiration and stimuli. His father, Victor, was the original designer, importer and trader of Asian and African handicrafts long before anyone had heard of East meets West. Victor's Global Village was bringing the wonderfully exotic to the staid homes of the 1970s and 80s on an epic scale. Of course, this multi-cultural legacy helped to shape Alex and his decision to study Thai and move to Chiang Mai. But Alex then carved his own fiercely individual path, building from the ground up, with his wife Alexandra, a company that is truly unique in the world.

Embracing, resurrecting and developing the astonishing skills of South East Asia's craftspeople, Alex has forged a distinctive design sensibility. His marshalling of unexpected materials into coveted design pieces has made him the go to hub for the world's most sophisticated and demanding clientele. It could be straw or vellum or shagreen, it doesn't matter! Every piece that comes out of Alex's workshop is a treasure. In my almost 50 years of designing, buying and collecting, I look back at the pieces that I have acquired from Alex with the greatest of joy.

"Per aspera ad astra; through hardship to the stars"

Seneca, Roman philosopher and playwright



Couture is Alexander Lamont's collection of furniture and lighting. Each piece is infused with vitality, soul and character, evoking a journey of discovery. Our celebrated hand-worked pieces communicate a refined and playful elegance and a quest for perfection.

Inspired by deep traditions of craftsmanship from East and West, Alexander Lamont's pieces express a dedication to meticulous detail, beautiful materials and an aesthetic taste refined by a life lived between Asia and Europe.

This 2025 edition of Couture furniture incorporates the XXV collection marking a quarter-century of Alexander Lamont. XXV presents elements that are strong and monumental in their structure; precise and ravishing in their detail, tone and craft. Inspired by ideas of ancient Britain, the pieces appear to be carved from shagreen, parchment, richly pigmented straw – like architectural remnants or modern blocks that flower into lounge and dining chairs, cabinets and credenzas, cocktail and side tables.

For twenty-five years Alexander Lamont has been creating furniture, lighting and objects that are made to fall in love with, that bring to their owners an artistic sensibility and a joyful communion with the great traditions of workshop excellence.

Casegoods**Cabinets**

Acadia Low Cabinet	Page 32
Agata Cabinet	Page 60
Amadeo Cabinet	Page 56
Aurora Low Cabinet	Page 36
Barbican Cabinet	Page 12
Casque Bar Cabinet	Page 16
Cicada Bar Cabinet	Page 54
Copan Credenza	Page 40
Estribor Drinks Cabinet	Page 24
Ocean Armoire	Page 62
Prism Sideboard	Page 46

Nightstands

Capanema Nightstand	Page 76
Howdah Nightstand	Page 78
Lorna Nightstand	Page 66
Pontoon Nightstands	Page 70
Tijuca Nightstand	Page 72

Tansu

Dover Tansu	Page 82
Hythe Tansu	Page 80

Bookcase

Escada Bookcase	Page 84
-----------------	---------

Tables**Dining Tables**

Corteza Dining Table	Page 88
Fougère Dining Table	Page 94

Consoles

Cliff Console Desk	Page 106
Corteza Console	Page 96
Etched Twin Console	Page 112
Facet Console	Page 104
Kertas Console	Page 108
Lattice Tables	Page 114
Ledge Console Desk	Page 102
Orpheus Console	Page 110

Tables**Coffee Tables**

Damascus Coffee Table	Page 142
Eshú Coffee Table	Page 134
Etched Twin Coffee Table	Page 146
Forge Coffee Table	Page 140
Kumo Cocktail Table	Page 124
Largo Coffee Table	Page 130
Malham Cocktail Table	Page 116
Massif Coffee Table	Page 136
Medina Coffee Table	Page 128
Pontoon Cocktail Table	Page 120
Tourbillon Table	Page 148
Turtle Coffee Table	Page 138

Side Tables

Amaranth Lamp Table	Page 198
Ammonite Side Tables	Page 180
Atlas Side Table	Page 216
Block Arm Table	Page 192
Brancusi Spiral Table	Page 200
Cable Side Table	Page 218
Drop Side Tables	Page 214
Estribor Side Table	Page 160
Etched Twin Side Table	Page 220
Fillo Long Tables	Page 194
Fillo Round Tables	Page 198
Isola Tables	Page 170
Lapis Side Tables	Page 188
Malabar Spot Table	Page 164
Malham Spot Tables	Page 154
Margot Side Tables	Page 202
Ondas Side Tables	Page 156
Ovum Spot Tables	Page 206
Pavé Tables	Page 174
Portico Side Tables	Page 168
Quill Side Tables	Page 184
Tor Side Tables	Page 150
Void Spot Table	Page 204
Wishbone Side Table	Page 208

Seating**Lounge Chair**

Dais Lounge Chairs	Page 224
Mirador Lounge Chairs	Page 230

Slipper Chair

Mirador Slipper Chairs	Page 234
------------------------	----------

Spot Chair

Dais Spot Chairs	Page 238
------------------	----------

Dining Chair

Ondas Dining Chairs	Page 244
---------------------	----------

Daybed

Galeria Daybed	Page 254
----------------	----------

Bench

Rye Benches	Page 268
Wing Bench	Page 258

Stool

Fan Ottoman	Page 262
Fan Tabouret	Page 264
Hudson Stool	Page 272
Japan Block Stool	Page 276
Reel Stools	Page 274
Rye Stool	Page 266

Screens & Mirrors**Screens**

Flamengo Screen	Page 280
-----------------	----------

Mirrors

Amulet Mirrors	Page 298
Aquifer Mirror	Page 286
Fillo Mirror	Page 304
Gemstone Mirrors	Page 300
Lune Mirrors	Page 302
Tribute Mirror	Page 288
Volta Mirror	Page 292

Product Information	Page 308
---------------------	----------

Material Swatches	Page 328
-------------------	----------

Furniture	Casegoods
	Tables
	Seating
	Screens & Mirrors

Casegoods



Barbican Cabinet

A minimalist monolith cabinet inspired by the idea of ancient city walls. Monotone shagreen softly wraps the piece offering a canvas of texture, light and detail. Light catches wedge grooves that are carved into the form while offset blocks of shagreen create a subtle, natural surface finished with bronze details in the handles, base and top.

W 42 1/2 D 19 5/8 H 64 5/8 in
W 108 D 50 H 164 cm









Casque Bar Cabinet | Amethyst Ombré Havana

The oval form of the Casque Bar Cabinet exudes the sensual materiality of Alexander Lamont. Layers of intricately handworked natural materials are woven into a singular potent form that brings beautiful functionality as a bar cabinet or sideboard. Strong typography impressed in the bronze top and handles combines with the exquisite energetic straw marquetry that evokes the traditional and human dimension within the piece. In warm naturals, rich amethyst ombre or numerous custom options, the cabinet is both classical and contemporary in its elegance.

W 51 1/8 D 16 1/2 H 39 3/8 in
W 130 D 42 H 100 cm







Casque Bar Cabinet | Burnished Metals Havana

Warm natural tones of straw marquetry in our signature Havana pattern wrap the slim rounded form of the Casque Bar Cabinet. Typography impressed in the bronze elements and top bring a whimsical feel to a substantial piece.

W 51 1/8 D 16 1/2 H 39 3/8 in
W 130 D 42 H 100 cm






Estribor Drinks Cabinet, 3-Door
Deep Blue

The Estribor drinks cabinet is a monumental yet gentle piece. Asymmetrical doors flow into each other with visual continuity and a gentle curve that invites the touch. The exterior is meticulously inlaid with straw marquetry in a staggered pattern that draws the eye around the piece. The three-door version of the Estribor is finished in rich indigo tones. Design by Alberto Velez.

W 69 1/2 D 21 1/4 H 33 1/4 in
W 176.5 D 54 H 84.5 cm



Estribor Drinks Cabinet, 4-Door | Golden Brown

Four-door version of the Estribor Drinks Cabinet in Golden Brown straw. Asymmetrical doors flow into each other with visual continuity, while the gentle curve provides comfortable hand holds.

W 88 D 21 1/4 H 33 1/4 in
W 224 D 54 H 84.5 cm






Estribor Drinks Cabinet | Ebony

The Ebony Estribor cabinet features a tone-matched Black Oak top and warm mahogany interior. Sculptural bronzed hardware creates visual detailing and tactile pleasure.

W 50 D 21 1/4 H 33 1/4 in
W 127 D 54 H 84.5 cm






Estribor Drinks Cabinet | Beechwood

A sculptural cabinet that has been skillfully bench-made and features asymmetrical doors that flow into each other, and beautiful tactile hardware. The exterior is meticulously inlaid with Beechwood straw marquetry in a staggered pattern that draws the eye around the piece. Matching the tone of the straw is an oak top and interior.

W 50 D 21 1/4 H 33 1/4 in
W 127 D 54 H 84.5 cm



Acadia Low Cabinet | Autumn Embers

A stunning, signature material created in Alexander's studio, Autumn Embers Straw is made with layers of straw marquetry in subtle dyed tones that are pressed and abraded to reveal deep layers and cross-currents of reflective light. Grey Ash brings a muted counterpoint and a golden bamboo interior completes the delicately crafted materials. Knife hinges and rod lock in patinated brass with custom cast feet and key. Back in Grey Ash.

W 48 D 16 ⁷/₈ H 33 ¹/₂ in
W 122 D 43 H 85 cm






Acadia Low Cabinet | Ebony Embers

Charred tones of ebony in our signature Embers straw lure the hand and eye to explore. Hand-scored lines animated by depth and texture and glowing mahogany interior make a cabinet of refined craftsmanship.

W 48 D 16 ⁷/₈ H 33 ¹/₂ in
W 122 D 43 H 85 cm







Aurora Low Cabinet

Eggshell columns fade to black lacquer and return, creating a cabinet that will reflect and animate any room. Meticulous workmanship and considerable time achieves a cabinet that evokes textures and light while expressing the finest skills and detailing Black Walnut exterior with gently rounded frame. Knife hinges and rod lock in patinated brass with custom cast feet and key. Back and Interior in satin Walnut.

W 48 D 16 ⁷/₈ H 33 ¹/₂ in
W 122 D 43 H 85 cm



Copan Credenza | Natural Chocolate

An elegant sideboard designed by Brazilian Antonio da Motta for Alexander Lamont. The Copan Credenza is covered in Natural Chocolate shagreen parallel lines pattern with Koto wood in a soft silver tone on top, inside and at rear. Bronze legs and rock crystal handles.

W 78 1/2 D 21 1/4 H 33 1/2 in
W 199.5 D 54 H 85 cm







Copan Credenza | Ivory over Ivory

Flowing lines made with immaculate craftsmanship. Deeply curving concave drawer fronts and rounded corners are covered with Ivory over Ivory shagreen in parallel lines on this wonderful credenza that is elegantly lifted by bronze legs and detailed with rock crystal handles. Silvery Koto wood is applied to the top and interior.

W 78 1/2 D 21 1/4 H 33 1/2 in
W 199.5 D 54 H 85 cm







Prism Sideboards | Deep Blue

A serious yet delightful credenza that blends a myriad of materials into a functional and elegant whole. Both light and dark, raw and refined, this piece dazzles gently.

Mother-of-pearl, patinated copper, lustrous indigo and taupe straw marquetry are inlaid by hand over the front and sides of the cabinet. Custom made feet elevate the piece and matching handles give a sensuous tactility to the touch. The top is Smoked Eucalyptus and the interior is Figured Sycamore with adjustable shelves and generous soft closing drawers.

W 66 ⁷/₈ D 20 ¹/₂ H 32 ⁵/₈ in
W 170 D 52 H 83 cm

Prism Sideboard | Natural

The Prism lights up in the sun creating an enigmatic play on its surface of mother-of-pearl and muted tones of straw marquetry.

W 66 ⁷/₈ D 20 ¹/₂ H 32 ⁵/₈ in
W 170 D 52 H 83 cm







Cicada Bar Cabinet

A whimsical drinks cabinet that exudes the spirit of the French Riviera in summer; shimmering waters, floating insects on the breeze and the sounds of jazz and laughter.

Iridescent panels of mica front the sleek drinks cabinet to compliment a cast bronze cicada handle. The LED-lit interior is lined with shimmering Figured Sycamore and houses a locking pull-table and adjustable shelves. The exterior is covered with rich tiger-stripe Smoked Eucalyptus. Raised on a base of cast bronze patina inspired by tied bamboo structures.

W 40 ³/₄ D 22 ¹/₂ H 57 ⁷/₈ in
W 103.5 D 57 H 147 cm





Amadeo Cabinet | Ebony

A tall cabinet covered in Ebony straw marquetry rings that ripple out from sculpted cast handles. The top edge and base are made from cast bronze in the texture of natural straws. The interior is finished in succulent dark Wenge and top in dark lacquer.

W 47 D 19 1/8 H 66 1/8 in
W 119.5 D 48.5 H 168 cm





W 47 D 19 1/8 H 66 1/8 in
W 119.5 D 48.5 H 168 cm

Amadeo Cabinet | Celadon

Jade and celadon tones glisten and shine like the quiet waters of the paddy field.
A light Amadeo cabinet with cool cast burnished brass elements and oak interior.



Agata Cabinet

A dresser cabinet covered in a whirl of hand-dyed straw marquetry rings that ripple out from sculpted handles. Natural straw models were made and cast from bronze to make the base and top trim. The interior is finished in Wenge and top in dark lacquer.

W 47 D 19 1/8 H 66 1/8 in
W 119.5 D 48.5 H 168 cm





Ocean Armoire | Deep Coral Parchment


A tall cabinet in parchment and polished brass. "I wanted the octopus to emerge from the depths through a forest of light-scattered coral beneath the ocean. To achieve this effect I developed a way to apply coral patterns onto the dark parchment while retaining the natural organic quality of the goatskins." Interior back is lined with Ivory parchment.

W 27 1/2 D 20 1/2 H 72 7/8 in
W 70 D 52 H 185 cm

Ocean Armoire | Reef Coral Parchment

Inspired by the idea of light beneath the ocean, coral patterns have been applied onto the parchment that envelops the exterior of the cabinet. The dark bronze octopus and feet contrast with the dramatically varied tone of the skins while the interior is lined with Ivory parchment.

W 27 1/2 D 20 1/2 H 72 7/8 in
W 70 D 52 H 185 cm



Lorna Nightstand, Left and Right

A generous bedside cabinet with a harmonious balance of materiality and form that combines formal and aesthetic elegance with technical innovation. A slice of Breccia Marble full of inclusions tops the cabinet while Natural straw marquetry wraps the piece. A deep double drawer provides a lovely space for everything that is put away during a deep sleep.

W 31 1/2	D 19 1/4	H 25 3/4 in
W 80	D 49	H 65.5 cm







Pontoon Nightstands

Thoughtfully arranged for bedside functionality, the Pontoon nightstand is a series of gently cascading volumes, including a drawer, that float between shagreen and oak veneer. Available in right or left orientations and also practical as a side or end table in a living context. A bronzed-edge channel on top allows for the elegant exit of wires. Design by Alberto Velez.

W 31 D 23 ⁵/₈ H 23 in
W 78.5 D 60 H 58.5 cm



Tijuca Nightstand | Burnished Metals

Straw marquetry in Burnished Metals tone curves around the elegant form of this nightstand designed by Antonio da Motta for Alexander Lamont.

W 34 1/2" D 21 1/4" H 27" in
W 87.5" D 54" H 68.5 cm



Tijuca Nightstand | Deep Blue

Flowing soft lines and glowing dark surfaces suggest the Brazilian influences of this nightstand. Straw marquetry is edged with patinated brass while textured bronze handles and legs elevate the details.

W 34 1/2 D 21 1/4 H 27 in
W 87.5 D 54 H 68.5 cm



Tijuca Nightstand | Ebony





Capanema Nightstand

Pale Natural Speckle shagreen covers this nightstand, that introduces a textured central bronze leg and handles. African Koto wood is a light linear complement that makes a beautiful bedside surface. Antonio da Motta designed the piece for Alexander Lamont, bringing Brazilian modernist influences to the form.

W 34 1/2 D 21 5/8 H 27 in
W 87.5 D 54 H 68.5 cm




Howdah Nightstand

Strong yet soft. Lustrous contrasting materials make a bedroom piece that is both gentle and reassuring to touch.

The cast bronze feet and hardware are reminiscent of prehistoric stone axes with their worn soft contours. The exterior is entirely covered in richly grained Natural parchment. A parchment stand sits on the top that can be turned over to become a functional tray top. Grey Oak interior drawer lined with soft lie-de-vin nappa leather

W 24 ³/₈ D 17 ⁷/₈ H 25 ³/₈ in
W 62 D 45.5 H 64.5 cm





Hythe Tansu

A surface of dappled Burnished Woven Straw lights up this chest-of-drawers in a special finish created in our studio. Layers of straw that have been carefully rubbed through create depth and reflection. Drawer handles in warm textured cast brass emerge from the surface. Soft-close Maple drawers are lined with ivory leather. Back in Maple.

W 36 D 18 ⁷/₈ H 33 ¹/₂ in
W 91.5 D 48 H 85 cm





Dover Tansu

A chest of drawers encased in warm Grey Ash with drawer faces in Natural parchment that have been embossed to create dimension and play with the light. Cast and patinated brass handles and feet. Soft-close Maple drawers are lined with textured ivory leather.

W 36 D 18 ⁷/₈ H 33 ¹/₂ in
W 91.5 D 48 H 85 cm





Escada Bookcase

A bookcase that brings together three natural elements; wood, straw and brass, to form a striking shelf that emits light from within its straw marquetry interior. It is framed entirely by a delicately inlaid straw trim of gently vibrant tonality. The linear patterns continue with the woodcut texture in cast and gold-plated brass shelf-supports.

W 55 1/8 D 14 3/8 H 44 1/4 in
W 140 D 36.5 H 112.5 cm

Tables






Corteza Dining Table | Natural Speckle

A dining table that brings people together around a strong circle of French Oak. The top with subtle inlaid pattern is raised on a shagreen-wrapped sculptural base with recessed surfaces in grooved wood and bronze to draw the eye and create a sense of flow. Design by Alberto Velez.

Ø 63 H 29 3/4 in
Ø 160 H 75.5 cm





Corteza Dining Table | Natural Chocolate

A functional dining table raised on a finely detailed sculptural base lusciously wrapped in Natural Chocolate shagreen.

Ø 63 H 29 3/4 in
Ø 160 H 75.5 cm



Fougère Dining Table


Strong bronze tusk legs support a scalloped table top covered with fully lacquered Natural Chocolate shagreen.

W 43 1/4 L 70 7/8 H 28 3/8 in
W 110 L 180 H 72 cm






Corteza Console



Corteza Console | Natural Distress

Elegant from all sides, Corteza explores notions of materiality and structure through Alexander Lamont's celebrated surfaces. Carved bronze concave pillars that echo the lines of rye straw, support a flowing volume of shagreen.

W 15 3/4 L 59 H 32 1/2 in
W 40 L 150 H 82.5 cm





Corteza Console | Natural Speckle

Shown in natural speckle shagreen, the Corteza console plays with asymmetry through sculptural and structural elements. Corteza is Spanish for bark - concave grooved legs giving a sense of this enveloping vital natural surface.

W 15 3/4 L 59 H 32 1/2 in
W 40 L 150 H 82.5 cm





Ledge Console Desk

A bijou desk or console table with hand-carved shoulders, and a single drawer lined in Maple. Natural Distress shagreen covers the entire piece creating a wonderful texture and tone. Bronze feet.

W 18 ⁷/₈ L 46 ⁷/₈ H 29 ³/₄ in
W 48 L 119 H 75.5 cm



Facet Console

The Facet Console was born from the idea of a table made from paper and the strength and architecture created by tapering lines and folds. The feet are bronze.

W 14 1/8 L 45 1/4 H 33 1/8 in
W 36 L 115 H 84 cm





Cliff Console Desk

An iconic form has been up-dated with the subtle combination of Natural parchment panels and Natural Speckle shagreen drawer and back panels. Patinated solid brass feet.

W 15 L 51 1/8 H 29 1/2 in
W 38 L 130 H 75 cm



Kertas Console

A console table that was inspired by origami. The folded lines enter the volume of the console giving rise to striking angles, corners and light. Raw shagreen in Natural Distress tone wonderfully enhances the contemporary architectural structure.

W 15 ³/₄ L 55 ¹/₈ H 31 ¹/₂ in
W 40 L 140 H 80 cm





Orpheus Console

The Orpheus Console table is patterned with a dance of eggshell triangles inlaid into black lacquer. Six sinuous lost-wax bronze legs stretch beneath with bronze caps on the top surface. Bronze also finishes the table ends.

W 16 L 62 ⁵/₈ H 31 ⁷/₈ in
W 40.5 L 159 H 81 cm





Etched Twin Console

Born from the idea of folded paper, the two tables interact together in a play of angles, layers, light and dark. Burnished steel gives durability and a distressed monochrome sculptural aspect. Surfaces vary due to the hand texturized finish.

W 13 ³/₈ L 55 ¹/₈ H 31 ⁷/₈ in
W 34 L 140 H 81 cm






Lattice Tables

Lattice console and side tables are minimalist, relaxed designs. Carved bronze legs reflect the light while the table surfaces are covered with a lacquer-rubbed surface developed in Alexander's studio.

Console	W 14 1/2	L 67 3/8	H 31 1/2 in
	W 37	L 171	H 80 cm
Side Table	W 18 1/8	L 23 1/4	H 23 7/8 in
	W 46	L 59	H 60.5 cm





Malham Cocktail Table

Malham Cove, a beautiful curving limestone cliff in Yorkshire, gives this majestic table its name. Irregular, varying "slabs" of shagreen float above, below and beside one another to create a sculptural platform that offers different viewpoints, and multilevel surfaces. Shagreen in gorgeous natural speckle and Egyptian blue brings mesmerizing texture, natural geometric patterns and durability to the piece.

W 29 ³/₈ L 63 H 15 in
W 74.5 L 160 H 38 cm



Malham Cocktail Table | Natural Speckle Shagreen



Pontoon Cocktail Table

Layers of honed natural shagreen float over austere French Oak forming a soft rectangular volume with split levels connected by tangent, flowing movement. Part of the Malabares collection, this piece embodies ideas of asymmetry and flow.

W 37 L 58 H 15 1/2 in
W 94 L 147.5 H 39.5 cm






Kumo Cocktail Table | Ebony

Kumo is a soft flowing form with a vibrant geometric arrangement of dark or light-toned straw marquetry on the tabletop. The sculptural volume is raised on an Black Oak foot to create the sense of a floating surface.

W 32 1/4 L 67 H 15 1/8 in
W 82 L 170 H 38.5 cm



Kumo Cocktail Table | Beechwood

Glowing natural Beechwood straw marquetry follows the asymmetrical 'floating' form with a vibrant contemporary 'weave' pattern.

W 32 1/4 L 67 H 15 1/8 in
W 82 L 170 H 38.5 cm





Medina Coffee Table

Natural parchment panels are separated by inlaid bronze lines creating a minimal shield-like table with a fine profile. Raised on strong curving bronze feet.

W 37 L 57 1/8 H 13 3/8 in
W 94 L 145 H 34 cm



Largo Coffee Table | Natural Parchment

Bronze in linear elegance lifts and envelops the Natural parchment paneled top. Parchment colour and tone vary beautifully with every skin.

W 57 7/8 L 57 7/8 H 15 in
W 147 L 147 H 38 cm



Largo Coffee Table | Pepper Grey Parchment

Panels of Pepper Grey goatskin parchment, full of natural character and strength, are lifted by a linear bronze structure to create a wonderful moody coffee table.

W 57 7/8 L 57 7/8 H 15 in
W 147 L 147 H 38 cm





Eshú Coffee Table

Hewn legs cast in lost wax bronze support a dramatically elegant top. The straw marquetry is dyed by hand in our own workshops to five subtle tones of Burnt Coral before being inlaid in a sunburst pattern. Designed by Antonio da Motta for Alexander Lamont, the inspiration draws from Yoruba ideas of power and belief.

W 50 ³/₄ L 50 ³/₄ H 16 ¹/₈ in
W 129 L 129 H 41 cm





Massif Coffee Table

Powerful bronze legs clasp and lift a top of muted, unpolished Natural Speckle shagreen.

W 27 1/2 L 58 1/8 H 16 in
W 70 L 147.5 H 40.5 cm





Turtle Coffee Table

Dorsal shapes, sculpted base and a rawhide surface create an organic and flowing maritime energy.

Slender black bronze patinated fins support an oval ring and table surface 'carapace' of hand-shaped Natural parchment.

W 39 ³/₈ L 55 ¹/₈ H 14 in
W 100 L 140 H 35.5 cm



Forge Coffee Table

Forge is a contemporary, modernist low table in raw natural shagreen; perhaps the most enigmatic and tactile decorative material. It has been braced by an abstract bronze element that brings great strength and luscious contrast. Below, the sculptural legs lift the top with a similar abstract structure.

W 29 L 56 H 14 ⁵/₈ in
W 73.5 L 142 H 37 cm




Damascus Coffee Table
Natural Distress

A low table raised on simple textured bronze legs. The top has a curved profile borrowed from Japanese tables and a surface of Natural Distress shagreen panels inlaid in parallel lines.

W 36 L 60 H 13 ⁵/₈ in
W 91.5 L 152.5 H 34.5 cm





Damascus Coffee Table | Natural Speckle

W 36 L 60 H 13 ⁵/₈ in
W 91.5 L 152.5 H 34.5 cm

Etched Twin Coffee Table

Origami folded forms. Raw elegant monotone burnished steel tables.

W 35 1/2	L 47 1/4	H 15	in
W 90	L 120	H 38	cm



Tourbillon Table

Tonally contrasting shagreen meticulously inlaid in a linear pattern. Feet in patinated brass.

W 27 1/2 L 65 H 15 in
W 70 L 165 H 38 cm



Tor Side Tables | Umber Verdigrée Shagreen

Both sculptural and functional, the Tor tables are adornments for living spaces. The Tor in the ancient British landscape is a granite outcrop that sits at the highest points of the moorland. Our Tor tables have curving outcrop tops wrapped in shagreen atop textured cast bases. They nest comfortably together or can be used independently.

Tall	W 16 1/8	L 17 3/8	H 22	in
	W 41	L 44	H 56	cm
Small	W 15 1/8	L 18 3/4	H 17 3/4	in
	W 38.5	L 47.5	H 45	cm
Low	W 17 1/8	L 17 3/8	H 13 3/4	in
	W 43.5	L 44	H 35	cm



Tor Side Tables | Natural Speckle Shagreen





Malham Spot Tables | Natural Chocolate Shagreen

Irregular prisms that sit comfortably together or easily apart. Inspired by natural rock formations, these accent tables are made with raw shagreen and topped with textured cast brass. Available in Saffron and Natural chocolate.



Malham Spot Tables | Saffron Shagreen



Large	W 7 7/8	L 8 5/8	H 19 3/4 in
	W 20	L 22	H 50 cm
Medium	W 7 1/2	L 9 1/4	H 17 3/4 in
	W 19	L 23.5	H 45 cm
Small	W 7 7/8	L 8 7/8	H 15 7/8 in
	W 20	L 22.5	H 40 cm



Ondas Side Tables | Burnished Metals Straw

Inspired by the rhythmic movement of waves, the Ondas side tables nest and play with delightful precision. The intersecting forms in natural tones of straw marquetry attract with tactility and texture, where the imagined contours of water meet with the deliberate craftsmanship of the artisan. The tables are topped with natural Travertine stone in ivory tones. Design by Alberto Velez.

Tall	W 15	L 23 ⁵ / ₈	H 21 ³ / ₈ in
	W 38	L 60	H 54 cm
Low	W 11 ³ / ₄	L 19 ⁵ / ₈	H 16 ⁵ / ₈ in
	W 30	L 50	H 42 cm



Ondas Side Tables | Shale Grey Straw

Tall	W 15	L 23 ⁵ / ₈	H 21 ³ / ₈ in
	W 38	L 60	H 54 cm
Low	W 11 ³ / ₄	L 19 ⁵ / ₈	H 16 ⁵ / ₈ in
	W 30	L 50	H 42 cm





Estribor Side Table | Beechwood

A stoic volume divided into alternate heights of cast, textured bronze, the Estribor Side table plays with a tangent surface dynamic of opening and curving faces applied with dark or light-toned straw marquetry.

W 13 L 28 H 21 1/4 in
W 33 L 71 H 54 cm



Estribor Side Table | Ebony

Lustrous straw falls like rain around this flowing contemporary form.

W 13 L 28 H 21 1/4 in
W 33 L 71 H 54 cm





Malabar Spot Table | Natural Speckle

A confluence of geometry, sculpture and texture, the Malabar Spot table is a visually arresting element that presents cast bronze surfaces over an exquisitely crafted shagreen envelope.

W 12 1/4 L 12 1/4 H 19 1/2 in
W 31 L 31 H 49.5 cm





Malabar Spot Table | Charcoal Grey

W 12 1/4 L 12 1/4 H 19 1/2 in
W 31 L 31 H 49.5 cm





Portico Side Tables

The Portico's are delicious functional side tables bringing an accent of luxurious parchment to the living room or intimate spaces. Asymmetric architecture with legs that curve upwards and around the edges bring elegant lines to the duo - great together or solo.

Large	W 16 ³ / ₈	L 28	H 22	in
	W 41.5	L 71	H 56	cm
Small	W 12 ¹ / ₄	L 20 ⁷ / ₈	H 16 ¹ / ₂	in
	W 31	L 53	H 42	cm



Isola Tables | Parchment

Ancient, organic, timeless natural parchment envelops Isola tables in these asymmetrical contemporary sculptures that double as side and spot tables.

Spot Table	W 8 ⁵ / ₈	L 8 ⁵ / ₈	H 22	in
	W 22	L 22	H 56	cm
Side Table	W 12	L 16	H 17 ¹ / ₈	in
	W 30.5	L 40.5	H 43.5	cm





Isola Tables | Bronze

Isola spot and side tables are versatile pieces that bring the great contrasting materials of bronze and parchment together. Designed as subtly figurative, modernist sculptures, they meet and interact beautifully together. Lacquered parchment is full of raw natural variety while being extremely durable.

Spot Table	W 8 ⁵ / ₈	L 8 ⁵ / ₈	H 22	in
	W 22	L 22	H 56	cm
Side Table	W 12	L 16	H 17 ¹ / ₈	in
	W 30.5	L 40.5	H 43.5	cm





Pavé Tables | Burnished Brass

Bracelets, gauntlets, cuffs – ancient sculpted table forms that work beautifully together or apart. Strong and monochromatic this set is entirely cast in brass that has been rubbed and burnished with rich surface texture, dark within and glowing outside.






Pavé Tables | Mica

Fractured, glistening mineral shards combine to create the earth-tone mica surfaces on the Pavé tables. Raw, textured cast brass creates the impression that these Pave tables are hewn from the molten earth.

Tall	Ø 25 5/8	H 24 3/8 in
	Ø 65	H 62 cm
Small	Ø 23 5/8	H 20 1/2 in
	Ø 60	H 52 cm
Low	Ø 27 1/2	H 17 3/8 in
	Ø 70	H 44 cm





Pavé Tables | Shagreen

Cast, rubbed and burnished brass bases with rich surface texture raise tops edged with polished brass and covered with Natural Chocolate or Natural Speckle shagreen inlaid with triangles of White Eggshell.





Ammonite Side Tables | White Eggshell

Eggshell - an unexpected surface on these Ammonite tables. Moonlike, they nest in pale-palette interiors. Legs in white bronze.

Tall	Ø 19 3/4	H 26	in
	Ø 50	H 66	cm
Low	Ø 19 3/4	H 20 7/8	in
	Ø 50	H 53	cm





Ammonite Side Tables
Lacquered Eggshell

Lacquered Eggshell in gentle rings creates reflection and lustre, recalling a time when meticulous handworked detail and decoration was everything. Edged in dark brass and raised on cast legs with faceted feet.

Tall	Ø 19 3/4	H 26	in
	Ø 50	H 66	cm
Low	Ø 19 3/4	H 20 7/8	in
	Ø 50	H 53	cm





Quill Side Tables | Onyx Marble

Onyx marble, full of unexpected inclusions, is honed to create a surface of character and sophistication surrounded by a generous irregular bronze frame. Tapering textured legs rise and swell as the tables interact.

Tall	W 20 1/2	L 22 5/8	H 21	in
	W 52	L 57.5	H 53.5	cm
Low	W 24 3/8	L 26 5/8	H 18 1/4	in
	W 62	L 67.5	H 46.5	cm



Quill Side Tables | Black Marble

Cast sculpted fins support the hand-honed black stone top that reflects the light like water.

Tall	W 20 1/2	L 22 5/8	H 21	in
	W 52	L 57.5	H 53.5	cm
Low	W 24 3/8	L 26 5/8	H 18 1/4	in
	W 62	L 67.5	H 46.5	cm





Lapis Side Tables | Blue

Black patina bronze legs in our signature straw-textured finish support long cabochons of semi-precious blue tones made from strong natural lacquer.

Large	W 10 ³ / ₈	L 25 ⁵ / ₈	H 16	in
	W 26.5	L 65	H 40.5	cm
Small	W 10 ³ / ₈	L 15 ³ / ₄	H 12 ¹ / ₄	in
	W 26.5	L 40	H 31	cm



Lapis Side Tables | Ivory

Our signature straw-textured legs raise long cabochons of Ivory lacquer. Bronze legs are available in either dark patina or burnished brass.

Large	W 10 ³ / ₈	L 25 ⁵ / ₈	H 16	in
	W 26.5	L 65	H 40.5	cm
Small	W 10 ³ / ₈	L 15 ³ / ₄	H 12 ¹ / ₄	in
	W 26.5	L 40	H 31	cm





Block Arm Table

An elegant side table between or aside seating. Bronze with a butcher's block top surface.

W 9 ⁵/₈ L 30 ⁷/₈ H 26 ³/₈ in
W 24.5 L 78.5 H 67 cm



Fillo Long Tables

Inspired by Monet's mirror pond, water-lillies float on meandering stems. The cast bronze is available in richly patinated dark bronze or in Silvered Bronze.

W 24 L 47 1/4 H 17 1/8 in
W 61 L 120 H 43.5 cm





Fillo Round Tables

Silvered lily pads floating on stems form a pair of whimsical side tables.


Tall	W 14 1/8	L 15 1/8	H 15 3/4	in
	W 36	L 38.5	H 40	cm
Low	W 15	L 15 1/8	H 13 3/4	in
	W 38	L 38.5	H 35	cm



Amaranth Lamp Table

"I sculpted the base in wax many times searching for an elegant way to offset legs and arms that are darkly patinated to black bronze tones." The turned-out feet are inspired by the Chinese 'leopard foot' tables, while the arms support top in Antique Ivory Gesso finish; a burnished and hand-cracked ivory surface made with gesso.

Ø 27 1/2 H 27 3/8 in
Ø 70 H 69.5 cm





Brancusi Spiral Table

Inspired by the famous sculptor's work, this side table in darkly patinated bronze has clean elegant lines and a smooth spiral top surface.

Ø 19 5/8 H 21 7/8 in
Ø 50 H 55.5 cm





Margot Side Tables

Elegant spot tables with sculpted legs in dark bronze patina and tops in parchment, shagreen or Red Moon Lacquer.

Ø 14 1/8 H 21 1/4 in
Ø 36 H 54 cm






Void Spot Table

A textured bronze sculpture serves as a simple drinks table.

W 7 ⁷/₈ L 10 ³/₈ H 24 ³/₈ in
W 20 L 26.5 H 62 cm



Ovum Spot Tables

Ornamental and functional tables that bring two voluptuous bronze forms together with a precious egg between – available in two materials : luscious Natural Calcite or finely applied Eggshell covered with natural black lacquer.

Ø 9 1/2 H 23 5/8 in
Ø 24 H 60 cm




Wishbone Side Table
Shibori Tie-dye Parchment

Any great drinks table should have beautiful sensuous legs and a top that mystifies and asks to be touched.

Cool black bronze lines lift a top that is made from parchment hand-dyed in natural indigo with a complex shibori pattern.

Ø 18 7/8 H 26 1/8 in
Ø 48 H 66.5 cm



Natural Parchment / White Bronze



Wishbone Side Table

Bone-white Wishbone table in white bronze and parchment.

Ø 18 7/8 H 26 1/8 in
Ø 48 H 66.5 cm





Wishbone Side Table

The elegant loops of the Wishbone table in an austere dark palette. Natural or Pepper Grey parchment on bronzed cast legs.

Ø 18 7/8 H 26 1/8 in
Ø 48 H 66.5 cm





Drop Side Tables

A pair of jewel-like side tables with tops of Beechwood straw marquetry raised on bronze patina legs.

Tall	W 14 ⁵ / ₈	L 25	H 25 ³ / ₄ in
	W 37	L 63.5	H 65.5 cm
Low	W 14 ⁵ / ₈	L 25	H 20 ¹ / ₈ in
	W 37	L 63.5	H 51 cm





Atlas Side Table

A pure lost-wax side table in bronze patina with engraved sunburst lines.

Ø 25 ³/₈ H 23 ⁵/₈ in
Ø 64.5 H 60 cm





Cable Side Table

Inspired by the reflection of water, an undulating, gently worn bronze disc is lifted by a narrowing coil of rope to create a timeless, intriguing drinks table.

Ø 15 1/2 H 21 7/8 in

Ø 39.5 H 55.5 cm





Etched Twin Side Table

Origami folded forms. Raw elegant monotone burnished steel tables.

W 15 3/4	L 27	H 22 in
W 40	L 68.5	H 56 cm



Seating



Dais Lounge Chairs

Imagine a chair carved from a solid block of soft, tactile alabaster. The Dais is a deep and comfortable lounge chair with a curving frame of generous stately proportions expertly finished in wrapped natural parchment. The material palette also includes a straw marquetry panel in the back, oak detailing and upholstery in a silk mix hand-woven fabric. Design by Alberto Velez.

W 30 1/8 D 34 1/4 H 27 in
W 76.5 D 87 H 68.5 cm





Dais Lounge Chair | Russet Brown Parchment

W 30 1/8 D 34 1/4 H 27 in
W 76.5 D 87 H 68.5 cm



Mirador Lounge Chairs





Mirador Lounge Chairs

Mirador armchairs are designed for Alexander Lamont by Brazilian designer Antonio da Motta. The seats are lifted by a flowing bronze line that glides beneath and around the chairs in a seductive form. Parchment armrests bring an unexpected luxurious natural element. The upholstery uses eight-way, hand-tied springs providing a very comfortable seat that maintains its shape. Available in Espresso woven fabric with bronze patina and Cocoa parchment, or Ecrú woven fabric with medium brown bronze patina and Café au Lait parchment.

W 34 1/4 D 34 H 32 1/4 in
W 87 D 86.5 H 82 cm



Mirador Slipper Chairs

Mirador Slipper chairs have a whimsically chic bronze structure that elevates the strong and comfortable hand-tied sprung seat. Available in four colours: Cinnabar red velvet or Cement woven fabric with patinated brass frame, and Midnight blue velvet or Espresso woven fabric with medium brown bronze patina frame.

W 26 D 34 H 32 1/4 in
W 66 D 86.5 H 82 cm







Dais Spot Chairs

A sculptural chair of great comfort that sits beautifully in both traditional and contemporary settings. Components are carved of solid mahogany and wrapped in natural parchment. At the back a straw marquetry panel is finished with oak detailing, while the seat is upholstered in a silk mix hand-woven fabric. The lines and proportions evoke the idea of the chair having been carved from a solid block of stone. Design by Alberto Velez.

W 24 1/4 D 21 7/8 H 30 1/8 in
W 61.5 D 55.5 H 76.5 cm





Dais Spot Chair | Pepper Grey

A sculptural chair of great comfort that sits beautifully in both traditional and contemporary settings. Components are carved of solid mahogany and wrapped in natural parchment. At the back a straw marquetry panel is finished with oak detailing, while the seat is upholstered in a silk mix hand-woven fabric. The lines and proportions evoke the idea of the chair having been carved from a solid block of stone. Design by Alberto Velez.

W 24 1/4 D 21 7/8 H 30 1/8 in
W 61.5 D 55.5 H 76.5 cm




Ondas Dining Chairs

Flowing, powerful form is embodied through the lines of the Ondas dining chair. Smooth fins cut the air and lift the back giving structural elegance and strength. Even the seat cushion sits cradled in a warm embracing curve. This sculptural silhouette is completely wrapped in natural parchment, while the upholstery is a silk mix handwoven fabric. The effect of the luxurious surfaces is to make a rich tactility and tone to the chair; a perfect debut dining chair for the Alexander Lamont seating collection designed by Alberto Velez.

W 20 1/2 D 23 H 32 1/8 in
W 52 D 58.5 H 81.5 cm









Ondas Dining Chair | Celadon Green

W 20 1/2	D 23	H 32 1/8 in
W 52	D 58.5	H 81.5 cm





Ondas Dining Chair I Coral Red

W 20 1/2 D 23 H 32 1/8 in
W 52 D 58.5 H 81.5 cm



Galeria Daybed

Galeria by Antonio da Motta is an architectural, versatile and luxuriously upholstered daybed. It brings a contemporary functional form, accented with elegant details, to living or bedroom spaces. Hand-tied and sprung, the seat is comfortable, minimal and keeps its form beautifully. The upholstery sits on a raw shagreen platform that is raised by sculpted bronze legs, while semi-precious stone buttons hold the cushions in place.

W 72 D 35 1/4 H 24 1/4 in
W 183 D 89.5 H 61.5 cm





Aventurine



Black Marble




Calcite Natural



Calcite Amber



Onyx Marble



Wing Bench | Long

Long fluid limbs of textured bronze lift a detailed frame and comfortable upholstered seat.

W 64 D 14 ³/₄ H 19 ¹/₂ in
W 162.5 D 37.5 H 49.5 cm



Wing Bench | Small

A piece of sculpture to sit upon. Distressed and generous with sinuous structural lines. A gentle lip protrudes to support the seat cushion. Woven jacquard fabric finishes the top. The bronze patinated surface has a gently worn finish that comes forth when observed.

W 36 ³/₈ D 14 ³/₄ H 18 ⁷/₈ in
W 92.5 D 37.5 H 48 cm





Fan Ottoman

A round seat of haunting beauty (and real comfort) that catches the light and the myriad forms of fan coral. Gorgeous around a sofa, or near a window, allowing one to sit in the direction desired.


Ø 36 ⁵/₈ H 19 ³/₄ in
Ø 93 H 50 cm



Fan Tabouret

Fan corals are wispy, shimmering natural forms. We use the lines of coral to create a light bronze stool that is comfortable to sit on and striking to behold.

W 19 ³/₄ D 11 ³/₄ H 17 ³/₄ in
W 50 D 30 H 45 cm





Rye Stool

Rye straw was used to make tapering structural forms and then cast, rubbed and polished to create an alluring base. Ecrú woven fabric covers the comfortable and inviting seat.

Ø 16 ³/₈ H 18 ¹/₄ in
Ø 41.5 H 46.5 cm





Rye Benches | Bronze Patina

Two sleek benches are raised on slender textured legs cast from bundles of rye-straw and finished in black patina. A subtle lip protrudes creating finish and tactile pleasure. Camel woven fabric.

Small	W 24 ⁵ / ₈	D 15 ¹ / ₈	H 18 ¹ / ₈ in
	W 62.5	D 38.5	H 46 cm
Long	W 44 ¹ / ₄	D 15 ¹ / ₈	H 18 ¹ / ₈ in
	W 112.5	D 38.5	H 46 cm



Rye Benches | Burnished Brass

Sculpted and alluring lines of rye straw are cast, rubbed and polished to reveal their glowing contrast. A handsome bench that is comfortable and inviting. Camel woven fabric.


Small	W 24 ⁵ / ₈	D 15 ¹ / ₈	H 18 ¹ / ₈ in
	W 62.5	D 38.5	H 46 cm
Long	W 44 ¹ / ₄	D 15 ¹ / ₈	H 18 ¹ / ₈ in
	W 112.5	D 38.5	H 46 cm



Hudson Stool

Inspired by a bracelet, this stool is made from dancing and contrasting black and polished steel that interplay and strengthen the piece. The top is covered with handstitched natural nappa leather in a subtle lie-de-vin color.

Ø 16 H 17⁷/₈ in
Ø 40.5 H 45.5 cm



Reel Stools

There is an industrial sensuousness to this stool; something between a roller and a corset. The tiny panels of shagreen give a sense of movement and pattern that is topped and bottomed with rich slabs of softly bulbous cast aluminium.

Available in Natural Chocolate, Dusty Pink and Celadon shagreen.

Ø 15 3/4 H 17 3/4 in
Ø 40 H 45 cm



Japan Block Stool

Cast bronze block with honed surface and corners.

W 13 ³/₄ D 13 ³/₄ H 17 ¹/₂ in
W 35 D 35 H 44.5 cm



Screens & Mirrors





Flamengo Screen | Silvered Straw

Voluptuous curving screen covered with Silvered straw marquetry that echoes the joyous pavements of Rio. Designed by Antonio da Motta for Alexander Lamont.

W 69 1/4 H 74 D 1 5/8 in
W 176 H 188 D 4 cm





Flamengo Screen | Mercury Gold

Flamengo Screen is also available in our signature Mercury Gold straw marquetry for a touch of glamour and warmth.

W 69 1/4 H 74 D 1 5/8 in
W 176 H 188 D 4 cm





Flamenco Screen | Ebony

Ebony straw marquetry and Wenge veneer.

W 69 1/4 H 74 D 1 5/8 in
W 176 H 188 D 4 cm



W 27 1/8 H 35 5/8 D 2 1/8 in
W 69 H 90.5 D 5.5 cm



Aquifer Mirror

Aquifer is a modernist wall sculpture and mirror. Asymmetrical parchment elements rise and fall to create a bracelets-surround accented with bronze cuffs. It has both a casual yet artistic presence in any room.



Tribute Mirror | Pewter


Tribute has a mica frame that shimmers behind bronze leaves and a 'floating' mirror. Ancient, like a Mayan headdress, the mirror creates a sensual accent that varies in different light conditions. Available in Deep Amber mica with pale bronze leaves or Pewter mica with dark bronze leaves.

W 31 1/8 H 37 3/4 D 2 3/8 in
W 79 H 96 D 6 cm





W 31 1/8 H 37 3/4 D 2 3/8 in
W 79 H 96 D 6 cm



Volta Mirror | Burnt Coral Ombré

Hand-selected straw in a spectrum of natural colours pulses around this elegant mirror frame in ombré tones.

W 39 ³/₈ H 39 ³/₈ D 2 in
W 100 H 100 D 5 cm






Volta Mirror | Natural Speckle

Two natural tones of shagreen lie side by side separated by patinated brass lines to create an elegantly composed mirror frame.

W 39 ³/₈ H 39 ³/₈ D 2 in
W 100 H 100 D 5 cm





Volta Mirror | Daybreak Ombre

Hand-selected straw in a spectrum of natural colours pulses around this elegant mirror frame in ombre tones.

W 39 ³/₈ H 39 ³/₈ D 2 in
W 100 H 100 D 5 cm






Amulet Mirrors

Sculpted facets draw and attract the light while amulets of sunburst straw in ombre tones adorn the warmly patinated cast mirrors.

Round W 28 1/8 H 28 1/8 D 1 3/8 in
W 71.5 H 71.5 D 3.5 cm
Rectangle W 19 1/2 H 43 7/8 D 1 5/8 in
W 49.5 H 111.5 D 4 cm





Gemstone Mirrors

The Gemstone Mirror takes jewel-like colours and the reflective beauty of natural straw and applies it in a faceted pattern. The mirrors are framed by thick warmly patinated brass. Available in Burnished Metals Straw or Aqua Straw.

W 34 ⁷/₈ H 34 ⁷/₈ D 1 ⁵/₈ in
W 88.5 H 88.5 D 4 cm





Lune Mirrors

A gorgeous trio of cast bronze mirrors combining a corroded texture with precious metal details.

Large	Ø 20 1/2	D 2 3/4	in
	Ø 52	D 7	cm
Medium	Ø 15	D 2	in
	Ø 38	D 5	cm
Small	Ø 10 7/8	D 1 3/4	in
	Ø 27.5	D 4.5	cm





Fillo Mirror

Monet's mirror. Water-lillies are cast in bronze and patinated in rich earth tones

W 41 1/2 H 49 D 1 1/8 in
W 105.5 H 124.5 D 3 cm



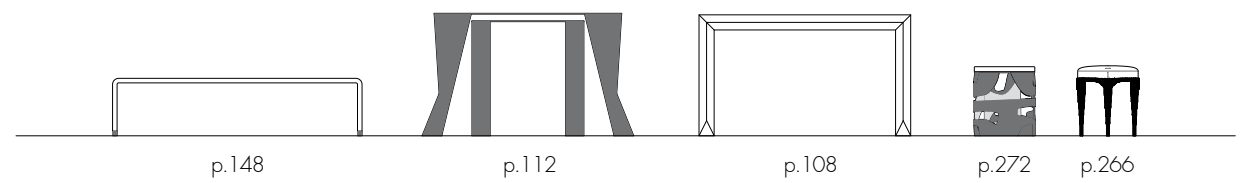
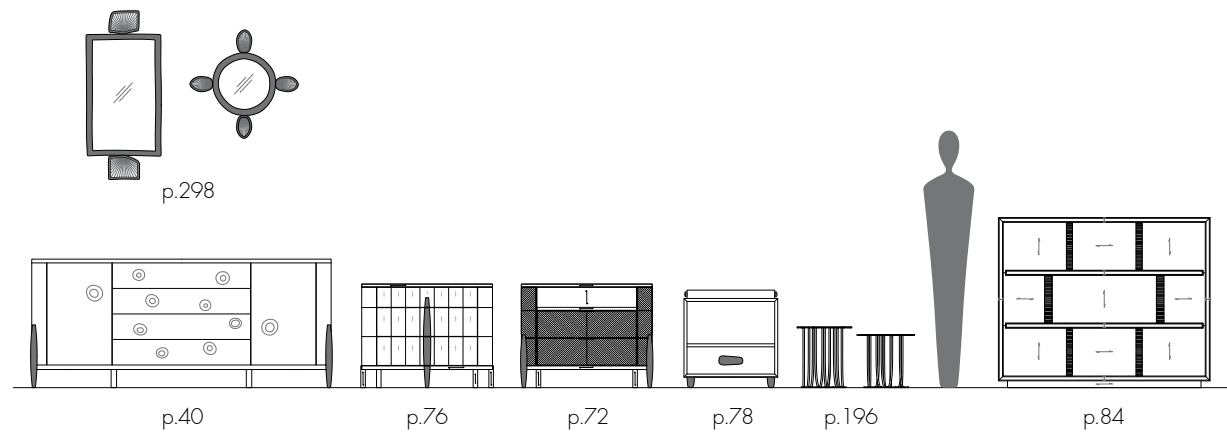
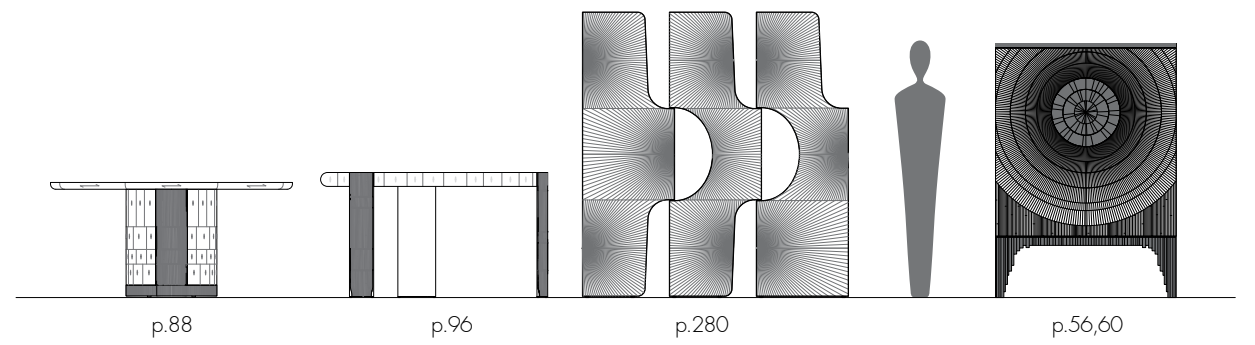
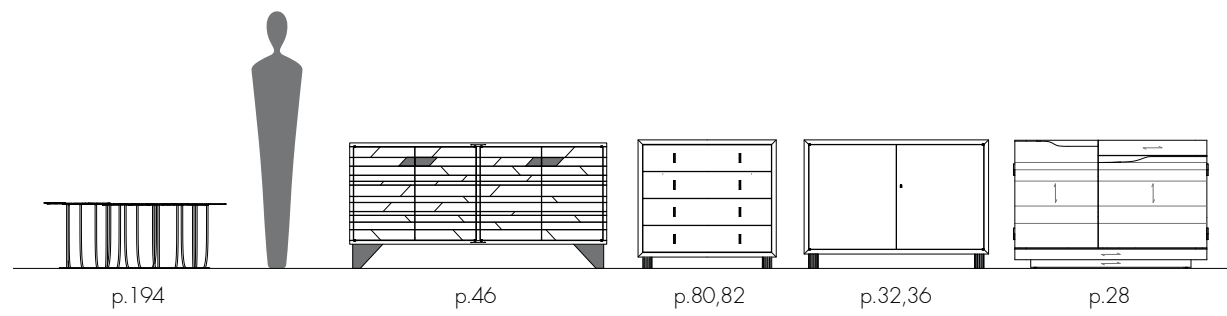
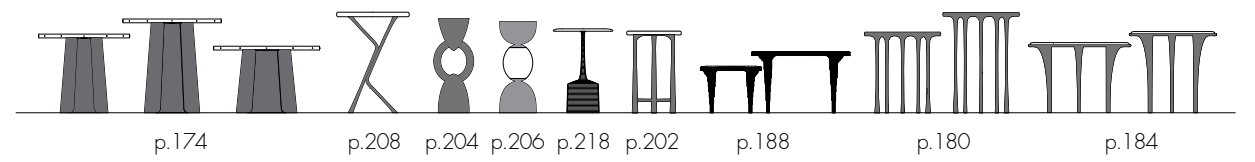
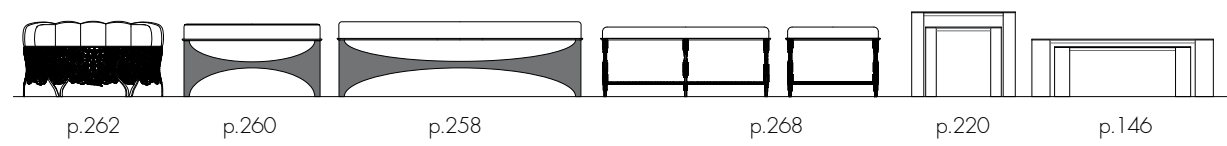
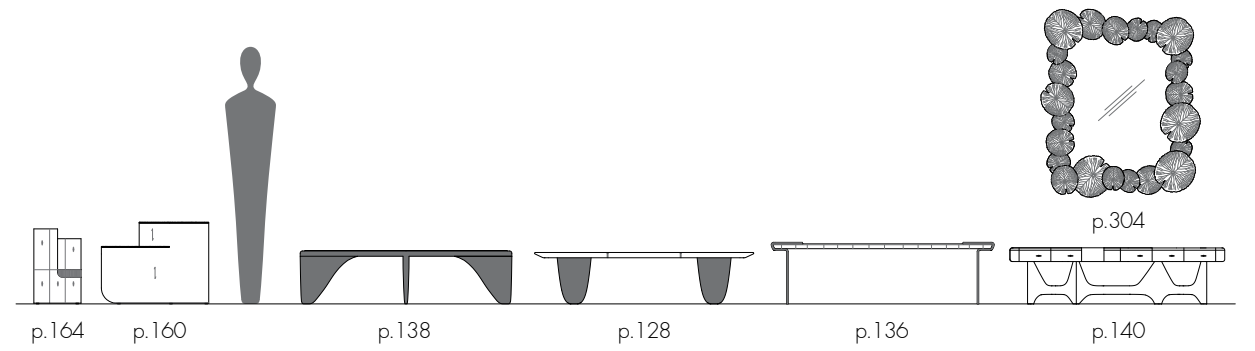
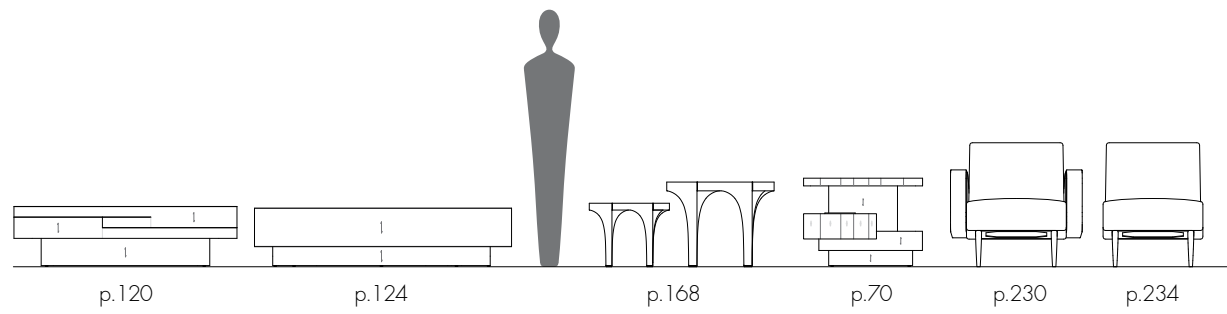


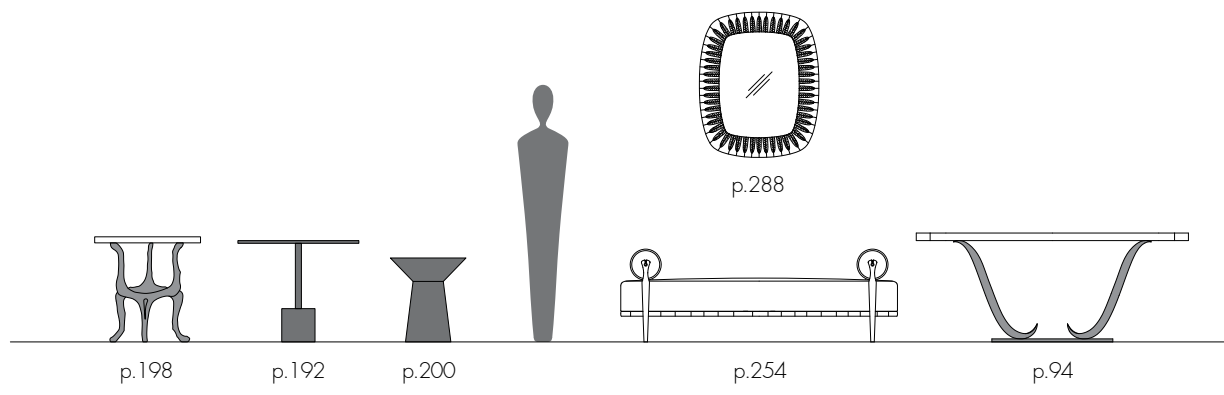
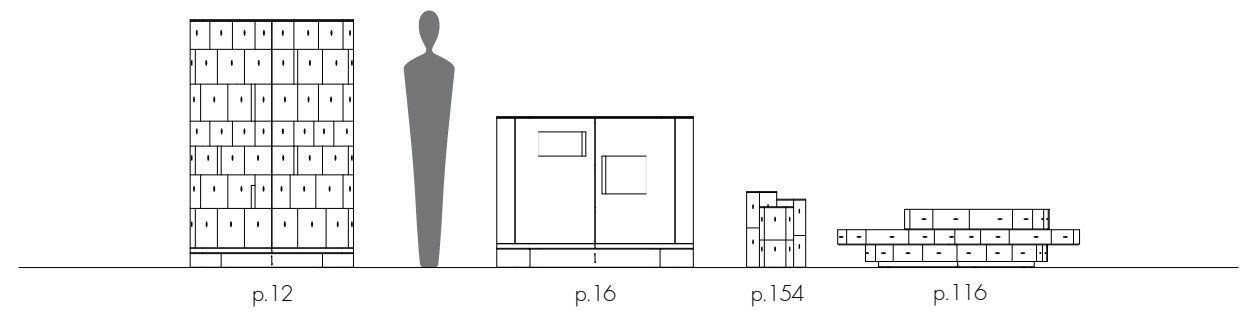
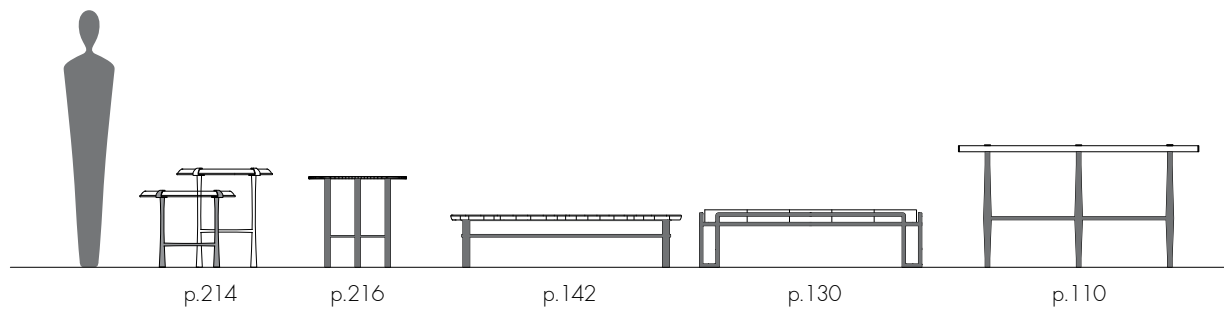
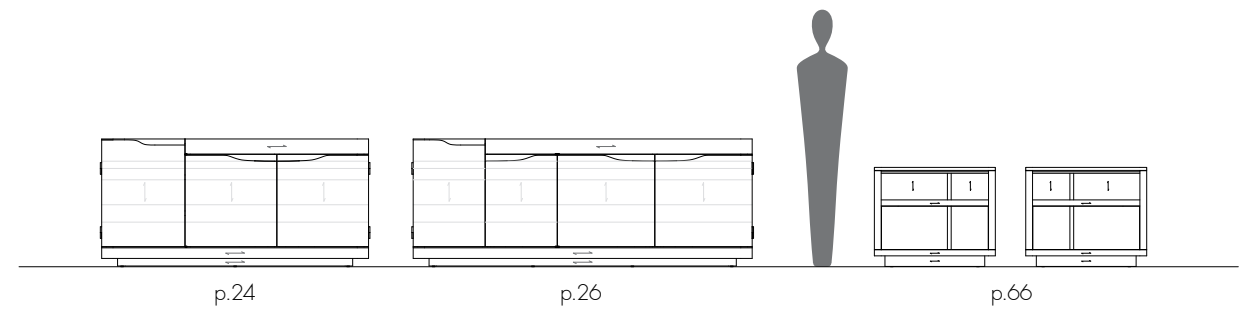
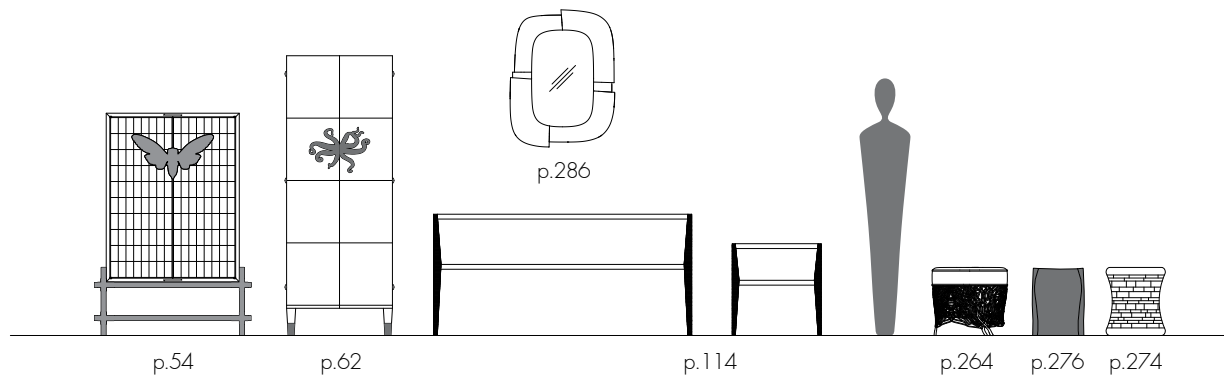
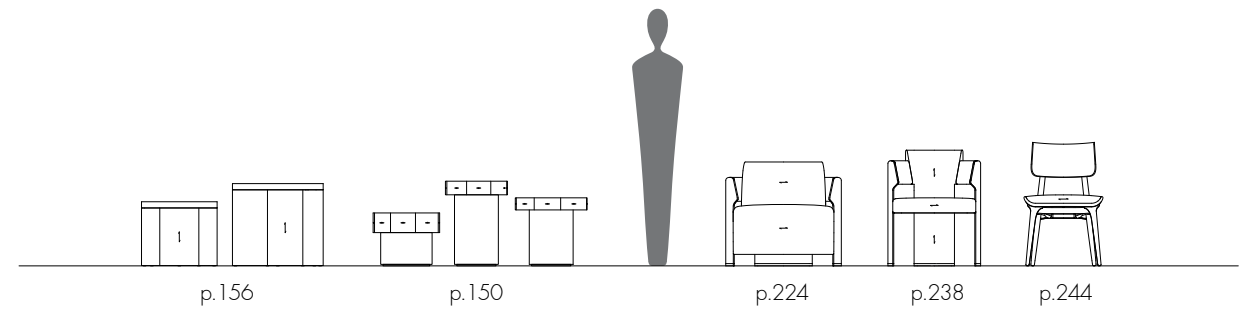
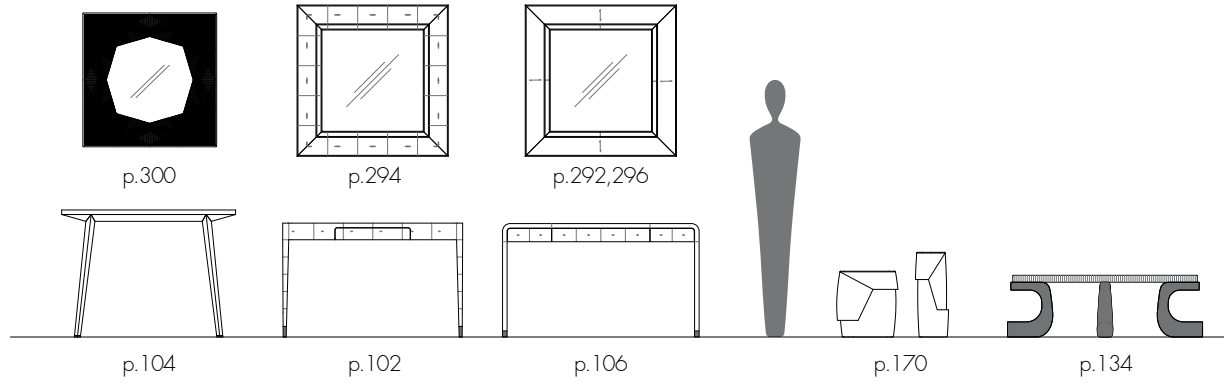
Understanding the Materials

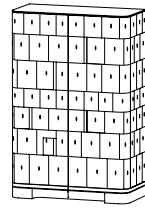
Each Alexander Lamont design is handmade from beautiful natural materials: straw marquetry, shagreen, parchment, bronze and copper, mica, calcite, marble, fine wood veneers, mother-of-pearl, beetle-wing.

As such they are living surfaces and each piece will vary in tone and texture according to their nature. Aspects of the material such as colour, lines, grain, tone or inclusions will all be subtly different for each piece. The techniques we use allow the artisans to express their skills and this too adds a unique aspect to different pieces.


Acquiring an Alexander Lamont work is just the beginning. Nature, time and exceptional craftsmanship enable each piece, if handled with care, to slowly evolve and grow more beautiful, creating heirlooms that can be passed to the next generation. Care instructions are available from our representatives



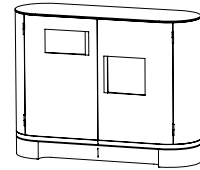




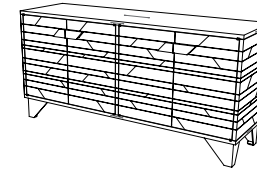
Barbican Cabinet
 Inches W 42 1/2 in D 19 5/8 in H 64 5/8 in
 Centimetres W 108 cm D 50 cm H 164 cm
 Materials : Natural Speckle Shagreen, Koto Veneer, Tan Leather, Patinated Brass - Textured
 App. weight : 181 kgs. / 399 lbs.



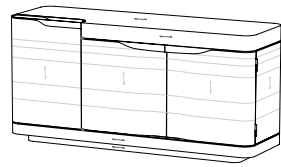
Aurora Low Cabinet
 Inches W 48 in D 16 7/8 in H 33 1/2 in
 Centimetres W 122 cm D 43 cm H 85 cm
 Materials : Lacquered Eggshell, Black Walnut, Patinated Brass, Walnut
 App. weight : 90 kgs. / 198.5 lbs.




Casque Bar Cabinets a) FG007899 b) FG007898
 Inches W 51 1/8 in D 16 1/2 in H 39 3/8 in
 Centimetres W 130 cm D 42 cm H 100 cm
 Materials : a) Amethyst Ombré Havana Straw, Bronze Patina, Scarlet Leather, Ebonized Oak, Mahogany
 b) Burnished Metals Havana Straw, Bronze Patina, Scarlet Leather, Koto Veneer
 App. weight : 133 kgs. / 293 lbs.



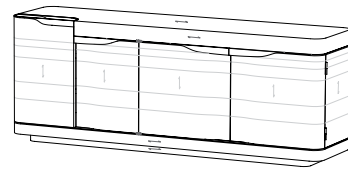
Prism Sideboards a) FG003677 b) FG007088
 Inches W 66 7/8 in D 20 1/2 in H 32 5/8 in
 Centimetres W 170 cm D 52 cm H 83 cm
 Materials : a) Prism Deep Blue Straw, Smoked Eucalyptus, Figured Sycamore, Bronze Patina
 b) Prism Natural Straw, French Oak, Maple, Burnished Brass
 App. weight : 110 kgs. / 242.5 lbs.



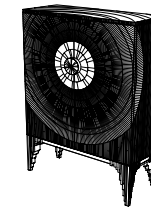
Estribor Drinks Cabinets, 3-door a) FG007765 b) FG007764
 Inches W 69 1/2 in D 21 1/4 in H 33 1/4 in
 Centimetres W 176.5 cm D 54 cm H 84.5 cm
 Materials : a) Deep Blue Straw, Black Oak, Mahogany Wood, Dark Bronze Steel
 b) Golden Brown Straw, French Oak, Brushed Amber Steel
 App. weight : 161 kgs. / 355 lbs.



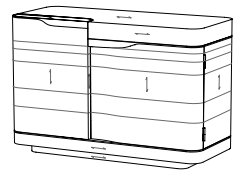
Cicada Bar Cabinet
 Inches W 40 3/4 in D 22 1/2 in H 57 7/8 in
 Centimetres W 103.5 cm D 57 cm H 147 cm
 Materials : Mixed Mica, Smoked Eucalyptus, Figured Sycamore, Bronze Patina, Mirror
 App. weight : 102 kgs. / 225 lbs.
 LED 24 W Multiregion transformer



Estribor Drinks Cabinets, 4-door a) FG007767 b) FG007766
 Inches W 88 in D 21 1/4 in H 33 1/4 in
 Centimetres W 224 cm D 54 cm H 84.5 cm
 Materials : a) Deep Blue Straw, Black Oak, Mahogany Wood, Dark Bronze Steel
 b) Golden Brown Straw, French Oak, Brushed Amber Steel
 App. weight : 205 kgs. / 452 lbs.



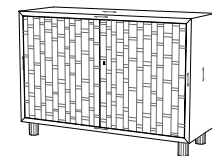
Amadeo Cabinets a) FG000113 b) FG007092
 Agata Cabinet c) FG000114
 Inches W 47 in D 19 1/8 in H 66 1/8 in
 Centimetres W 119.5 cm D 48.5 cm H 168 cm
 Materials : a) Ebony Straw, Wenge, Bronze Patina
 b) Celadon Straw, French Oak, Burnished Brass
 c) Opal Straw, Wenge, Bronze Patina
 App. weight : 150 kgs. / 330.5 lbs.



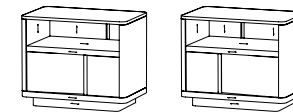
Estribor Drinks Cabinets a) FG006984 b) FG006985
 Inches W 50 in D 21 1/4 in H 33 1/4 in
 Centimetres W 127 cm D 54 cm H 84.5 cm
 Materials : a) Ebony Straw, Black Oak, Mahogany Wood, Dark Bronze Steel
 b) Beechwood Straw, French Oak, Brushed Amber Steel
 App. weight : 120 kgs. / 264.5 lbs.



Ocean Armoires a) FG000076 b) FG000077
 Inches W 27 1/2 in D 20 1/2 in H 72 7/8 in
 Centimetres W 70 cm D 52 cm H 185 cm
 Materials : a) Reef Coral Parchment, Ivory Parchment, Bronze Patina, Walnut
 b) Deep Coral Parchment, Ivory Parchment, Polished Brass, Walnut
 App. weight : 101 kgs. / 222.5 lbs.

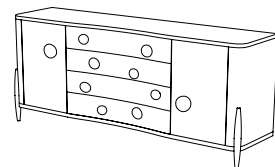


Acadia Low Cabinets a) FG004644 b) FG007087
 Inches W 48 in D 16 7/8 in H 33 1/2 in
 Centimetres W 122 cm D 43 cm H 85 cm
 Materials : a) Autumn Embers Straw, Grey Ash, Bamboo, Patinated Brass
 b) Ebony Embers Straw, Black Oak, Mahogany, Patinated Brass
 App. weight : 90 kgs. / 198.5 lbs.

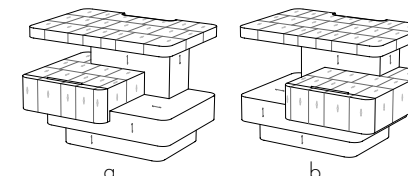


Left Right

Lorna Nightstands a) FG007901 - Left b) FG007900 - Right
 Inches W 31 1/2 in D 19 1/4 in H 25 3/4 in
 Centimetres W 80 cm D 49 cm H 65.5 cm
 Materials : Burnished Metals Straw, Breccia Marble, Koto Veneer, Patinated Brass, Taupe Leather, Grey Embossed Leather
 App. weight : 90 kgs. / 198.5 lbs.



Copan Credenzas a) FG007096 b) FG000127
 Inches W 78 1/2 in D 21 1/4 in H 33 1/2 in
 Centimetres W 199.5 cm D 54 cm H 85 cm
 Materials : Koto, Rock Crystal, Bronze Patina,
 a) Ivory over Ivory Shagreen b) Natural Chocolate Shagreen
 App. weight : 135 kgs. / 297.5 lbs.

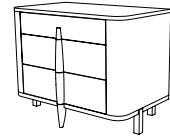


a b

Pontoon Nightstands a) FG006986 b) FG006987
 Inches W 31 in D 23 5/8 in H 23 in
 Centimetres W 78.5 cm D 60 cm H 58.5 cm
 Materials : Natural Speckle Shagreen - Matte, French Oak, Brushed Amber Steel
 App. weight : 46 kgs. / 101.5 lbs.



Tijuca Nightstands a) FG000125 b) FG005521 c) FG007575
 Inches W 34 1/2 in D 21 1/4 in H 27 in
 Centimetres W 87.5 cm D 54 cm H 68.5 cm
 Materials : a) Ebony Straw, Anigre, Bronze Patina
 b) Burnished Metals Straw, Koto, Bronze Patina
 c) Deep Blue Straw, Anigre, Bronze Patina
 App. weight : 66 kgs. / 145.5 lbs.



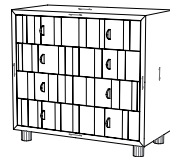
Capanema Nightstand FG000126
 Inches W 34 1/2 in D 21 5/8 in H 27 in
 Centimetres W 87.5 cm D 55 cm H 68.5 cm
 Materials : Natural Speckle Shagreen, Koto, Bronze Patina
 App. weight : 60 kgs. / 132.5 lbs.



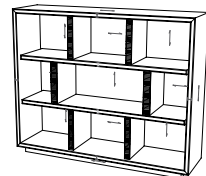
Howdah Nightstand FG003678
 Inches W 24 3/8 in D 17 7/8 in H 25 3/8 in
 Centimetres W 62 cm D 45.5 cm H 64.5 cm
 Materials : Natural Parchment, Grey Oak, Lie de Vin Nappa Leather, Bronze Patina
 App. weight : 36 kgs. / 79 lbs.



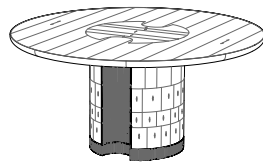
Hythe Tansu FG004642
 Inches W 36 in D 18 7/8 in H 33 1/2 in
 Centimetres W 91.5 cm D 48 cm H 85 cm
 Materials : Burnished Woven Straw, Patinated Brass, Maple, Embossed Leather
 App. weight : 90 kgs. / 198.5 lbs.



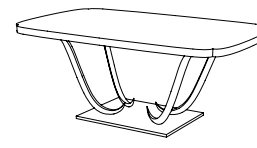
Dover Tansu FG004643
 Inches W 36 in D 18 7/8 in H 33 1/2 in
 Centimetres W 91.5 cm D 48 cm H 85 cm
 Materials : Natural Parchment, Grey Ash, Patinated Brass, Maple, Embossed Leather
 App. weight : 90 kgs. / 198.5 lbs.



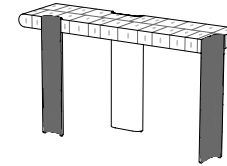
Escada Bookcase FG005427
 Inches W 55 1/8 in D 14 3/8 in H 44 1/4 in
 Centimetres W 140 cm D 36.5 cm H 112.5 cm
 Materials : Burnished Metals Straw, Fumed Larch, Gold Plated Brass
 App. weight : 78 kgs. / 172 lbs.



Corteza Dining Tables a) FG006997 b) FG007077
 Inches Dia 63 in H 29 3/4 in
 Centimetres Dia 160 cm H 75.5 cm
 Materials : French Oak, Dark Cherry - Grooves, Bronze Patina,
 a) Natural Speckle Shagreen - Matte
 b) Natural Chocolate Shagreen - Unpolished
 App. weight : 115 kgs. / 253.5 lbs



Fougère Dining Table FG005077
 Inches W 43 1/4 in L 70 7/8 in H 28 3/8 in
 Centimetres W 110 cm L 180 cm H 72 cm
 Materials : Bronze Patina, Natural Chocolate Shagreen - Lacquered
 App. weight : 140 kgs. / 308.5 lbs.



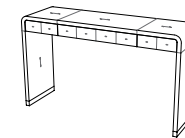
Corteza Consoles a) FG006995 b) FG006996
 Inches W 15 3/4 in L 59 in H 32 1/2 in
 Centimetres W 40 cm L 150 cm H 82.5 cm
 Materials : French Oak, Bronze Patina - Grooves
 a) Natural Distress Shagreen b) Natural Speckle Shagreen - Matte
 App. weight : 83 kgs. / 183 lbs.



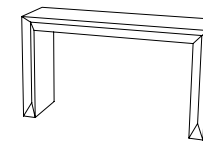
Ledge Console Desk FG004648
 Inches W 18 7/8 in L 46 7/8 in H 29 3/4 in
 Centimetres W 48 cm L 119 cm H 75.5 cm
 Materials : Natural Distress Shagreen, Bronze Patina, Maple
 App. weight : 25 kgs. / 55 lbs.



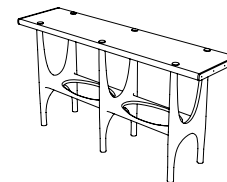
Facet Console FG000086
 Inches W 14 1/8 in L 45 1/4 in H 33 1/8 in
 Centimetres W 36 cm L 115 cm H 84 cm
 Material : Natural Speckle Shagreen
 App. weight : 32 kgs. / 70.5 lbs.



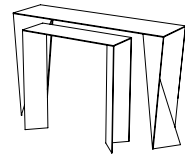
Cliff Console Desk FG004656
 Inches W 15 in L 51 1/8 in H 29 1/2 in
 Centimetres W 38 cm L 130 cm H 75 cm
 Materials : Natural Parchment, Natural Speckle Shagreen, Patinated Brass, Maple
 App. weight : 43 kgs. / 95 lbs.



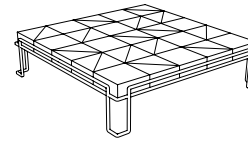
Kertas Console FG000079
 Inches W 15 3/4 in L 55 1/8 in H 31 1/2 in
 Centimetres W 40 cm L 140 cm H 80 cm
 Material : Natural Distress Shagreen
 App. weight : 42 kgs. / 92.5 lbs.



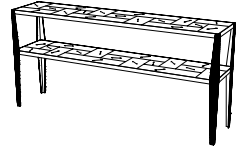
Orpheus Console FG000108
 Inches W 16 in L 62 5/8 in H 31 7/8 in
 Centimetres W 40.5 cm L 159 cm H 81 cm
 Materials : Lacquered Eggshell, Bronze Patina
 App. weight : 68 kgs. / 150 lbs.



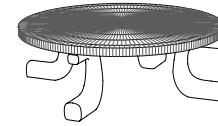
Etched Twin Console
 Inches W 13^{3/8} in L 55^{1/8} in H 31^{7/8} in
 Centimetres W 34 cm L 140 cm H 81 cm
 Material : Patinated Steel
 App. weight : 72 kgs. / 159 lbs.




Largo Coffee Tables
 Inches W 57^{7/8} in L 57^{7/8} in H 15 in
 Centimetres W 147 cm L 147 cm H 38 cm
 Materials : Bronze Patina, a) Natural Parchment b) Pepper Grey Parchment
 App. weight : 120 kgs. / 264.5 lbs.



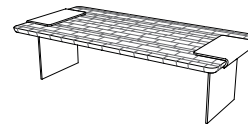
Lattice Console
 Inches W 14^{1/2} in L 67^{3/8} in H 31^{1/2} in
 Centimetres W 37 cm L 171 cm H 80 cm
 Materials : Tundra Lacquer, Bronze Patina
 App. weight : 43 kgs. / 95 lbs.



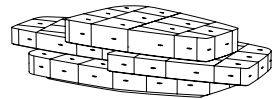
Eshú Coffee Table
 Inches W 50^{3/4} in L 50^{3/4} in H 16^{1/8} in
 Centimetres W 129 cm L 129 cm H 41 cm
 Materials : Burnt Coral Ombré Straw, Bronze Patina
 App. weight : 67 kgs. / 148 lbs.



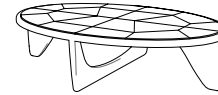
Lattice Side Table
 Inches W 18^{1/8} in L 23^{1/4} in H 23^{7/8} in
 Centimetres W 46 cm L 59 cm H 60.5 cm
 Materials : Tundra Lacquer, Bronze Patina
 App. weight : 21 kgs. / 46.5 lbs.



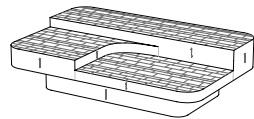
Massif Coffee Table
 Inches W 27^{1/2} in L 58^{1/8} in H 16 in
 Centimetres W 70 cm L 147.5 cm H 40.5 cm
 Materials : Natural Speckle Shagreen Unpolished, Bronze Patina
 App. weight : 72 kgs. / 159 lbs.



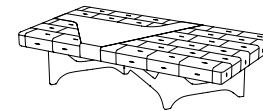
Malham Cocktail Table
 Inches W 29^{3/8} in L 63 in H 15 in
 Centimetres W 74.5 cm L 160 cm H 38 cm
 Materials : a) Natural Speckle Shagreen, Koto Veneer
 b) Egyptian Blue Shagreen, Koto Veneer
 App. weight : 68 kgs. / 150 lbs.



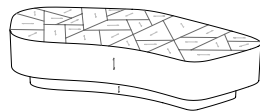
Turtle Coffee Table
 Inches W 39^{3/8} in L 55^{1/8} in H 14 in
 Centimetres W 100 cm L 140 cm H 35.5 cm
 Materials : Natural Parchment, Bronze Patina
 App. weight : 62 kgs. / 136.5 lbs.



Pontoon Cocktail Table
 Inches W 37 in L 58 in H 15^{1/2} in
 Centimetres W 94 cm L 147.5 cm H 39.5 cm
 Materials : Natural Speckle Shagreen - Matte, French Oak
 App. weight : 64 kgs. / 141 lbs.




Forge Coffee Table
 Inches W 29 in L 56 in H 14^{5/8} in
 Centimetres W 73.5 cm L 142 cm H 37 cm
 Materials : Natural Speckle Shagreen Unpolished, Bronze Patina, Patinated Brass
 App. weight : 78 kgs. / 172 lbs.



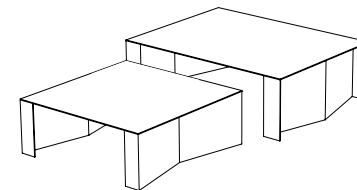
Kumo Cocktail Tables
 Inches W 32^{1/4} in L 67 in H 15^{1/8} in
 Centimetres W 82 cm L 170 cm H 38.5 cm
 Materials : a) Ebony Straw, Black Oak
 b) Beechwood Straw, French Oak
 App. weight : 70 kgs. / 154.5 lbs.



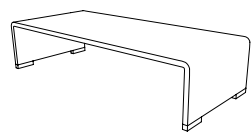
Damascus Coffee Tables
 Inches W 36 in L 60 in H 13^{5/8} in
 Centimetres W 91.5 cm L 152.5 cm H 34.5 cm
 Materials : Bronze Patina, a) Natural Distress Shagreen b) Natural Speckle Shagreen
 App. weight : 45 kgs. / 99 lbs.



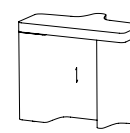
Medina Coffee Table
 Inches W 37 in L 57^{1/8} in H 13^{3/8} in
 Centimetres W 94 cm L 145 cm H 34 cm
 Materials : Natural Parchment, Patinated Brass, Bronze Patina
 App. weight : 56 kgs. / 123.5 lbs.



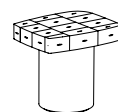
Etched Twin Coffee Table
 Inches W 35^{1/2} in L 47^{1/4} in H 15 in
 Centimetres W 90 cm L 120 cm H 38 cm
 Material : Steel
 App. weight : 80 kgs. / 176.5 lbs.



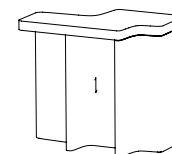
Tourbillon Table
 Inches W 27 1/2 in L 65 in H 15 in
 Centimetres W 70 cm L 165 cm H 38 cm
 Materials : Natural Chocolate Shagreen, Patinated Brass
 App. weight : 38 kgs. / 84 lbs.



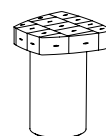
Ondas Side Tables, Low
 Inches W 11 3/4 in L 19 5/8 in H 16 5/8 in
 Centimetres W 30 cm L 50 cm H 42 cm
 Materials : a) Burnished Metals Straw, Ivory Travertine
 b) Shale Grey Straw, Walnut Travertine
 App. weight : 26 kgs. / 57 lbs.



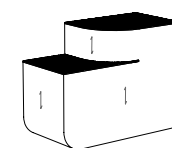
Tor Side Tables, Small
 Inches W 15 1/8 in L 18 3/4 in H 17 3/4 in
 Centimetres W 38.5 cm L 47.5 cm H 45 cm
 Materials : a) Natural Speckle Shagreen, Patinated Brass - Textured
 b) Umber Verdigrée Shagreen, Patinated Brass - Textured
 App. weight : 21 kgs. / 46 lbs.



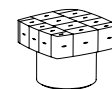
Ondas Side Tables, Tall
 Inches W 15 in L 23 5/8 in H 21 3/8 in
 Centimetres W 38 cm L 60 cm H 54 cm
 Materials : a) Burnished Metals Straw, Ivory Travertine
 b) Shale Grey Straw, Walnut Travertine
 App. weight : 42 kgs. / 92.5 lbs.



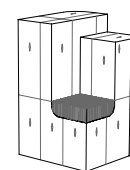
Tor Side Tables, Tall
 Inches W 16 1/8 in L 17 3/8 in H 22 in
 Centimetres W 41 cm L 44 cm H 56 cm
 Materials : a) Natural Speckle Shagreen, Patinated Brass - Textured
 b) Umber Verdigrée Shagreen, Patinated Brass - Textured
 App. weight : 24 kgs. / 53 lbs.



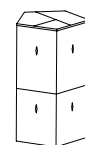
Estribor Side Tables
 Inches W 13 in L 28 in H 21 1/4 in
 Centimetres W 33 cm L 71 cm H 54 cm
 Materials : French Oak, Patinated Brass - Droplets
 a) Beechwood Straw b) Ebony Straw
 App. weight : 28 kgs. / 61.5 lbs.



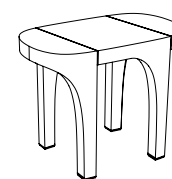
Tor Side Tables, Low
 Inches W 17 1/8 in L 17 3/8 in H 13 3/4 in
 Centimetres W 43.5 cm L 44 cm H 35 cm
 Materials : a) Natural Speckle Shagreen, Patinated Brass - Textured
 b) Umber Verdigrée Shagreen, Patinated Brass - Textured
 App. weight : 23 kgs. / 51 lbs.



Malabar Spot Tables
 Inches W 12 1/4 in L 12 1/4 in H 19 1/2 in
 Centimetres W 31 cm L 31 cm H 49.5 cm
 Materials : French Oak, Patinated Brass - Droplets, Patinated Brass - Grooves,
 a) Natural Speckle Shagreen b) Charcoal Grey Shagreen
 App. weight : 17 kgs. / 37.5 lbs.



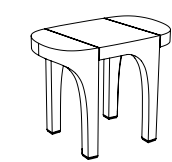
Malham Spot Tables, Small
 Inches W 7 7/8 in L 8 7/8 in H 15 7/8 in
 Centimetres W 20 cm L 22.5 cm H 40 cm
 Materials : a) Natural Chocolate Shagreen, Patinated Brass - Textured
 b) Saffron Shagreen, Patinated Brass - Textured
 App. weight : 5 kgs. / 11 lbs.



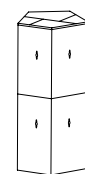
Portico Side Tables, Large
 Inches W 16 3/8 in L 28 in H 22 in
 Centimetres W 41.5 cm L 71 cm H 56 cm
 Materials : Bronze Patina, Patinated Brass,
 a) Café au lait Parchment - Lacquered
 b) Pepper Grey Parchment - Lacquered
 App. weight : 18 kgs. / 40 lbs.



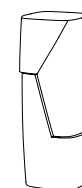
Malham Spot Tables, Medium
 Inches W 7 1/2 in L 9 1/4 in H 17 3/4 in
 Centimetres W 19 cm L 23.5 cm H 45 cm
 Materials : a) Natural Chocolate Shagreen, Patinated Brass - Textured
 b) Saffron Shagreen, Patinated Brass - Textured
 App. weight : 6 kgs. / 13 lbs.



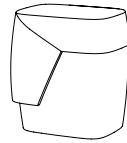
Portico Side Tables, Small
 Inches W 12 1/4 in L 20 7/8 in H 16 1/2 in
 Centimetres W 31 cm L 53 cm H 42 cm
 Materials : Bronze Patina, Patinated Brass,
 a) Café au lait Parchment - Lacquered
 b) Pepper Grey Parchment - Lacquered
 App. weight : 9 kgs. / 20 lbs.



Malham Spot Tables, Large
 Inches W 7 7/8 in L 8 5/8 in H 19 3/4 in
 Centimetres W 20 cm L 22 cm H 50 cm
 Materials : a) Natural Chocolate Shagreen, Patinated Brass - Textured
 b) Saffron Shagreen, Patinated Brass - Textured
 App. weight : 6 kgs. / 13 lbs.



Isola Spot Tables
 Inches W 8 5/8 in L 8 5/8 in H 22 in
 Centimetres W 22 cm L 22 cm H 56 cm
 Materials : Cocoa Parchment - Lacquered,
 a) Bronze Patina b) Parchment - Lacquered
 App. weight : 15 kgs. / 34 lbs.



Isola Side tables
 Inches W 12 in L 16 in H 17 1/8 in
 Centimetres W 30.5 cm L 40.5 cm H 43.5 cm
 Materials : Cocoa Parchment - Lacquered,
 a) Bronze Patina b) Parchment - Lacquered
 App. weight : 27 kgs. / 59.5 lbs.



Quill Side Tables, Tall
 Inches W 20 1/2 in L 22 5/8 in H 21 in
 Centimetres W 52 cm L 57.5 cm H 53.5 cm
 Materials : Bronze Patina, a) Onyx Marble b) Black Marble
 App. weight : 29 kgs. / 64 lbs.



Pavé Tables - Tall
 Inches Dia 25 5/8 in H 24 3/8 in
 Centimetres Dia 65 cm H 62 cm
 Materials : a) White Eggshell Lacquer, Natural Chocolate Shagreen, Burnished Brass
 b) Burnished Brass
 c) Polished Brass, Clear Amber Mica, Burnished Brass
 App. weight : 37 kgs. / 81.5 lbs.



Quill Side Tables, Low
 Inches W 24 3/8 in L 26 5/8 in H 18 1/4 in
 Centimetres W 62 cm L 67.5 cm H 46.5 cm
 Materials : Bronze Patina, a) Onyx Marble b) Black Marble
 App. weight : 23.5 kgs. / 52 lbs.



Pavé Tables - Small
 Inches Dia 23 5/8 in H 20 1/2 in
 Centimetres Dia 60 cm H 52 cm
 Materials : a) White Eggshell Lacquer, Natural Speckle Shagreen, Burnished Brass
 b) Burnished Brass
 c) Polished Brass, Pewter Mica, Burnished Brass
 App. weight : 29 kgs. / 64 lbs.



Lapis Side Tables, Large
 a) FG005433 b) FG007107 c) FG007099 d) FG007105
 Inches W 10 3/8 in L 25 5/8 in H 16 in
 Centimetres W 26.5 cm L 65 cm H 40.5 cm
 Materials : a) Lapis Lacquer, Bronze Patina b) Lapis Lacquer, Burnished Brass
 c) Ivory Lacquer, Bronze Patina d) Ivory Lacquer, Burnished Brass
 App. weight : 8.5 kgs. / 18.5 lbs.



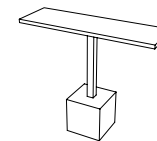
Pavé Tables - Low
 Inches Dia 27 1/2 in H 17 3/8 in
 Centimetres Dia 70 cm H 44 cm
 Materials : a) White Eggshell Lacquer, Natural Chocolate Shagreen, Burnished Brass
 b) Burnished Brass
 c) Polished Brass, Deep Amber Mica, Burnished Brass
 App. weight : 33 kgs. / 73 lbs.



Lapis Side Tables, Small
 a) FG005432 b) FG007106 c) FG007098 d) FG007104
 Inches W 10 3/8 in L 15 3/4 in H 12 1/4 in
 Centimetres W 26.5 cm L 40 cm H 31 cm
 Materials : a) Turquoise Lacquer, Bronze Patina b) Turquoise Lacquer, Burnished Brass
 c) Ivory Lacquer, Bronze Patina d) Ivory Lacquer, Burnished Brass
 App. weight : 6 kgs. / 13 lbs.



Ammonite Side Tables, Tall
 a) FG004658 b) FG007041
 Inches Dia 19 3/4 in H 26 in
 Centimetres Dia 50 cm H 66 cm
 Materials : a) Bronze Patina, Lacquered Eggshell
 b) White Bronze, White Eggshell Lacquer
 App. weight : 18 kgs. / 39.5 lbs.



Block Arm Table
 Inches W 9 5/8 in L 30 7/8 in H 26 3/8 in
 Centimetres W 24.5 cm L 78.5 cm H 67 cm
 Material : Bronze Patina
 App. weight : 23 kgs. / 50.5 lbs.



Ammonite Side Tables, Low
 a) FG004659 b) FG007042
 Inches Dia 19 3/4 in H 20 7/8 in
 Centimetres Dia 50 cm H 53 cm
 Materials : a) Bronze Patina, Lacquered Eggshell
 b) White Bronze, White Eggshell Lacquer
 App. weight : 16.5 kgs. / 36.5 lbs.



Fillo Long Tables
 Inches W 24 in L 47 1/4 in H 17 1/8 in
 Centimetres W 61 cm L 120 cm H 43.5 cm
 Materials : a) Bronze Patina b) Silvered Bronze
 App. weight : 33 kgs. / 73 lbs.



Fillo Round Table, Low
 Inches W 15 in L 15 1/8 in H 13 3/4 in
 Centimetres W 38 cm L 38.5 cm H 35 cm
 Material : Silvered Bronze
 App. weight : 6 kgs. / 13 lbs.



Fillo Round Table, Tall
 Inches W 14 1/8 in L 15 1/8 in H 15 3/4 in
 Centimetres W 36 cm L 38.5 cm H 40 cm
 Material : Silvered Bronze
 App. weight : 7 kgs. / 15.5 lbs.



Amaranth Lamp Table
 Inches Dia 27 1/2 in H 27 3/8 in
 Centimetres Dia 70 cm H 69.5 cm
 Materials : Bronze Patina, Antique Ivory Tusk Gesso
 App. weight : 23 kgs. / 50.5 lbs.




Brancusi Spiral Table
 Inches Dia 19 5/8 in H 21 7/8 in
 Centimetres Dia 50 cm H 55.5 cm
 Material : Bronze Patina
 App. weight : 19 kgs. / 42 lbs.



Margot Side Tables
 a) FG000097 b) FG000098 c) FG000099 d) FG000100
 Inches Dia 14 1/8 in H 21 1/4 in
 Centimetres Dia 36 cm H 54 cm
 Materials : Bronze Patina, a) Red Moon Lacquer b) Pepper Grey Parchment
 c) Ivory Parchment d) Charcoal Grey Shagreen
 App. weight : 8 kgs. / 17.5 lbs.



Void Spot Table
 Inches W 7 7/8 in L 10 3/8 in H 24 3/8 in
 Centimetres W 20 cm L 26.5 cm H 62 cm
 Material : Bronze Patina
 App. weight : 12 kgs. / 26.5 lbs.



Ovum Spot Tables
 Inches Dia 9 1/2 in H 23 3/4 in
 Centimetres Dia 24 cm H 60 cm
 Materials : Bronze Patina, a) Calcite Natural b) Lacquered Eggshell
 App. weight : a) 20 kgs. / 44 lbs. b) 15 kgs. / 33 lbs.



Wishbone Side Tables
 a) FG003684 b) FG007086 c) FG007046
 d) FG007568 e) FG007525
 Inches Dia 18 7/8 in H 26 1/8 in
 Centimetres Dia 48 cm H 66.5 cm
 Materials : Bronze Patina, a) Shibori Tie-dyed Parchment
 White Bronze, b) Natural Parchment
 c) Pepper Grey Parchment
 d) Ivory Parchment
 e) Natural Parchment
 App. weight : 13 kgs. / 28.5 lbs.



Drop Side Table, Tall
 Inches W 14 5/8 in L 25 in H 25 3/4 in
 Centimetres W 37 cm L 63.5 cm H 65.5 cm
 Materials : Bronze Patina, Beechwood Straw Marquetry
 App. weight : 16 kgs. / 35 lbs.



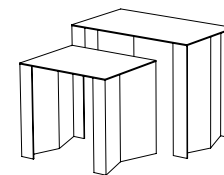
Drop Side Table, Low
 Inches W 14 5/8 in L 25 in H 20 1/8 in
 Centimetres W 37 cm L 63.5 cm H 51 cm
 Materials : Bronze Patina, Beechwood Straw Marquetry
 App. weight : 15 kgs. / 33 lbs.



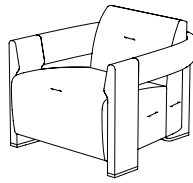
Atlas Side Table
 Inches Dia 25 3/8 in H 23 5/8 in
 Centimetres Dia 64.5 cm H 60 cm
 Material : Bronze Patina
 App. weight : 27 kgs. / 59.5 lbs.



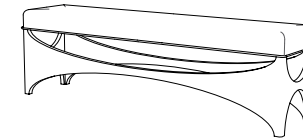
Cable Side Table
 Inches Dia 15 1/2 in H 21 7/8 in
 Centimetres Dia 39.5 cm H 55.5 cm
 Material : Bronze Patina
 App. weight : 17 kgs. / 37.5 lbs.




Etched Twin Side Table
 Inches W 15 3/4 in L 27 in H 22 in
 Centimetres W 40 cm L 68.5 cm H 56 cm
 Material : Steel
 App. weight : 19 kgs. / 42 lbs.



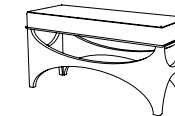
Dais Lounge Chairs
 Inches W 30 1/8 in D 34 1/4 in H 27 in
 Centimetres W 76.5 cm D 87 cm H 68.5 cm
 Materials :
 a) Natural Parchment, Sparkle Cream Silk Handwoven Fabric, Natural Oak, Straw
 b) Russet Brown Parchment, Cappucino Silk Handwoven Fabric, Natural Oak, Straw
 App. weight : 50 kgs. / 110 lbs.




Wing Bench, Long
 Inches W 64 in D 14 3/4 in H 19 1/2 in
 Centimetres W 162.5 cm D 37.5 cm H 49.5 cm
 Materials : Camel Woven Fabric, Bronze Patina
 App. weight : 60 kgs. / 132.5 lbs.



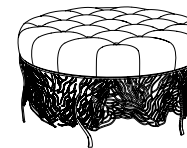
Mirador Lounge Chairs
 Inches W 34 1/4 in D 34 in H 32 1/4 in
 Centimetres W 87 cm D 86.5 cm H 82 cm
 Materials :
 a) Cocoa Parchment - Lacquered, Espresso Woven Fabric, Bronze Patina
 b) Café au lait Parchment - Lacquered, Ecu Woven Fabric, Patinated Brass
 App. weight : 53 kgs. / 117 lbs.



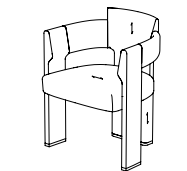
Wing Bench, Small
 Inches W 36 3/8 in D 14 3/4 in H 18 7/8 in
 Centimetres W 92.5 cm D 37.5 cm H 48 cm
 Materials : Jacquard Fabric, Bronze Patina
 App. weight : 31 kgs. / 68.5 lbs.



Mirador Slipper Chairs
 a) FG006319 b) FG006320 c) FG006321 d) FG006322
 Inches W 26 in D 34 in H 32 1/4 in
 Centimetres W 66 cm D 86.5 cm H 82 cm
 Materials :
 a) Espresso Woven Fabric, Bronze Patina b) Cement Woven Fabric, Patinated Brass
 c) Cinnabar Red Velvet Fabric, Patinated Brass d) Midnight Blue Velvet Fabric, Bronze Patina
 App. weight : 37 kgs. / 81.5 lbs.




Fan Ottoman
 Inches Dia 36 5/8 in H 19 3/4 in
 Centimetres Dia 93 cm H 50 cm
 Materials : Espresso Woven Fabric, Bronze Patina
 App. weight : 50 kgs. / 110 lbs.



Dais Spot Chairs
 Inches W 24 1/4 in D 21 7/8 in H 30 1/8 in
 Centimetres W 61.5 cm D 55.5 cm H 76.5 cm
 Materials :
 a) Natural Parchment, Cream Silk Handwoven Fabric, Natural Oak, Beechwood Straw
 b) Pepper Grey Parchment, Slate Grey Silk Handwoven Fabric, Black Oak, Ebony Straw
 App. weight : 32 kgs. / 70.5 lbs.



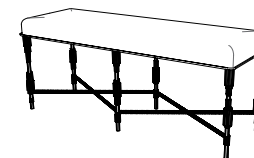
Fan Tabouret
 Inches W 19 3/4 in D 11 3/4 in H 17 3/4 in
 Centimetres W 50 cm D 30 cm H 45 cm
 Materials : Grey Velvet, Bronze Patina
 App. weight : 8 kgs. / 17.5 lbs.



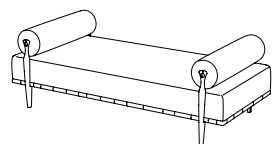
Ondas Dining Chairs
 a) FG007783 b) FG008036 c) FG008037
 Inches W 20 1/2 in D 23 in H 32 1/8 in
 Centimetres W 52 cm D 58.5 cm H 81.5 cm
 Materials :
 a) Natural Parchment, Ivory Silk Handwoven Fabric
 b) Celadon Parchment, Celadon Silk Handwoven Fabric
 c) Coral Red Parchment, Coral Red Silk Handwoven Fabric
 App. weight : 12 kgs. / 26.5 lbs.



Rye Stool
 Inches Dia 16 3/8 in H 18 1/4 in
 Centimetres Dia 41.5 cm H 46.5 cm
 Materials : Ecu Woven Fabric, Burnished Brass
 App. weight : 12 kgs. / 26.5 lbs.



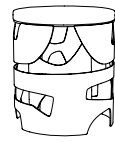
Rye Benches, Long
 Inches W 44 1/4 in D 15 1/8 in H 18 1/8 in
 Centimetres W 112.5 cm D 38.5 cm H 46 cm
 Materials : Camel Woven Fabric, a) Bronze Patina b) Burnished Brass
 App. weight : 22 kgs. / 48.5 lbs.



Galeria Daybeds
 a) FG006316 b) FG007100 c) FG007101
 d) FG007102 e) FG007103
 Inches W 72 in D 35 1/4 in H 24 1/4 in
 Centimetres W 183 cm D 89.5 cm H 61.5 cm
 Materials : Natural Chocolate Shagreen, Ecu Woven Fabric, Cocoa Chenille Fabric, Bronze Patina
 a) Aventurine b) Black Marble c) Calcite Natural
 d) Calcite Amber e) Onyx Marble
 App. weight : 70 kgs. / 154.5 lbs.



Rye Benches, Small
 Inches W 24 5/8 in D 15 1/8 in H 18 1/8 in
 Centimetres W 62.5 cm D 38.5 cm H 46 cm
 Materials : Camel Woven Fabric, a) Bronze Patina b) Burnished Brass
 App. weight : 14 kgs. / 31 lbs.




Hudson Stool
 Inches Dia 16 in H 17⁷/₈ in
 Centimetres Dia 40.5 cm H 45.5 cm
 Materials : Oil-rubbed steel, Polished steel, Lie de Vin Nappa Leather
 App. weight : 12 kgs. / 26.5 lbs.

FG003688



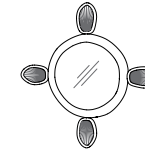
Amulet Mirror, Rectangle
 Inches W 19¹/₂ in H 43⁷/₈ in D 1⁵/₈ in
 Centimetres W 49.5 cm H 111.5 cm D 4 cm
 Materials : Patinated Brass, Daybreak Ombré Straw, Mirror
 App. weight : 17 kgs. / 37.5 lbs.

FG004668



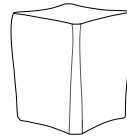
Reel Stools
 Inches Dia 15³/₄ in H 17³/₄ in
 Centimetres Dia 40 cm H 45 cm
 Materials : Polished Aluminium, a) Natural Chocolate Shagreen
 b) Celadon Shagreen
 c) Dusty Pink Shagreen
 App. weight : 22 kgs. / 48.5 lbs.

a) FG000088 b) FG007814 c) FG007815



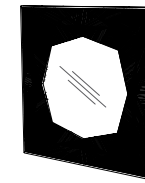
Amulet Mirror, Round
 Inches W 28¹/₈ in H 28¹/₈ in D 1³/₈ in
 Centimetres W 71.5 cm H 71.5 cm D 3.5 cm
 Materials : Patinated Brass, Natural Ombré Straw, Mirror
 App. weight : 9.5 kgs. / 21 lbs.

FG004667



Japan Block Stool
 Inches W 13³/₄ in D 13³/₄ in H 17¹/₂ in
 Centimetres W 35 cm D 35 cm H 44.5 cm
 Material : Bronze Patina
 App. weight : 28 kgs. / 61.5 lbs.

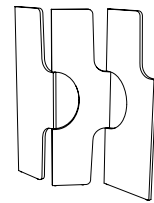
FG000004



Gemstone Mirrors
 Inches W 34⁷/₈ in H 34⁷/₈ in D 1⁵/₈ in
 Centimetres W 88.5 cm H 88.5 cm D 4 cm
 Materials : Patinated Brass, Mirror, a) Aqua Straw
 b) Burnished Metals Straw
 App. weight : 24 kgs. / 53 lbs.

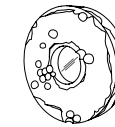
a) FG000053

b) FG000054



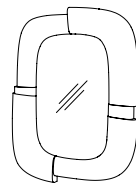
Flamengo Screens
 Inches W 69¹/₄ in H 74 in D 1⁵/₈ in
 Centimetres W 176 cm H 188 cm D 4 cm
 Materials : a) Silvered Straw, Koto
 b) Ebony Straw, Wenge
 c) Mercury Gold Straw, Koto
 App. weight : 72 kgs. / 159 lbs.

a) FG000128 b) FG005523 c) FG007580



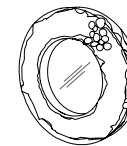
Lune Mirror, Small
 Inches Dia 10⁷/₈ in D 1³/₄ in
 Centimetres Dia 27.5 cm D 4.5 cm
 Materials : Pure Gold, Bronze Patina, Mirror
 App. weight : 4 kgs. / 9 lbs.

FG000055



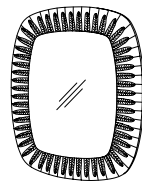
Aquifer Mirror
 Inches W 27¹/₈ in H 35⁵/₈ in D 2¹/₈ in
 Centimetres W 69 cm H 90.5 cm D 5.5 cm
 Materials : Café au lait Parchment - Lacquered, Bronze Patina, Mirror
 App. weight : 19 kgs. / 42 lbs.

FG006325



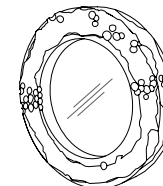
Lune Mirror, Medium
 Inches Dia 15 in D 2 in
 Centimetres Dia 38 cm D 5 cm
 Materials : White Gold, Bronze Patina, Mirror
 App. weight : 8 kgs. / 17.5 lbs.

FG000056



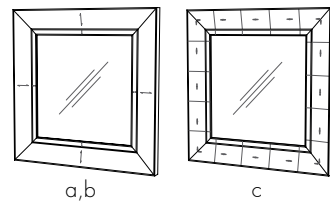
Tribute Mirrors
 Inches W 31¹/₈ in H 37³/₄ in D 2³/₈ in
 Centimetres W 79 cm H 96 cm D 6 cm
 Materials : a) Deep Amber Mica, Patinated Brass, Mirror
 b) Pewter Mica, Patinated Brass, Mirror
 App. weight : 30 kgs. / 66.5 lbs.

a) FG006323 b) FG006324



Lune Mirror, Large
 Inches Dia 20¹/₂ in D 2³/₄ in
 Centimetres Dia 52 cm D 7 cm
 Materials : Mercury Gold, Bronze Patina, Mirror
 App. weight : 14 kgs. / 31 lbs.

FG000057



Volta Mirrors
 Inches W 39³/₈ in H 39³/₈ in D 2 in
 Centimetres W 100 cm H 100 cm D 5 cm
 Materials : Patinated Brass, Mirror,
 a) Daybreak Ombré Straw
 b) Burnt Coral Ombré Straw
 c) Natural Speckle Shagreen, Natural Chocolate Shagreen
 App. weight : 34 kgs. / 75 lbs.

a) FG005447 b) FG007047 c) FG005448




Fillo Mirror
 Inches W 41¹/₂ in H 49 in D 1¹/₈ in
 Centimetres W 105.5 cm H 124.5 cm D 3 cm
 Material : Bronze Patina
 App. weight : 31 kgs. / 68.5 lbs.

FG000050


SHAGREEN



Natural Speckle



Natural Chocolate



Charcoal Grey



Natural Distress




Natural Speckle - Unpolished



Natural Chocolate - Lacquered



Ivory Over Ivory



Egyptian Blue



Saffron



Umber Verdigrise



Celadon



Dusty Pink

LACQUER, EGGHELL & GESSO




White Eggshell



Lacquered Eggshell




Tundra




Plaster



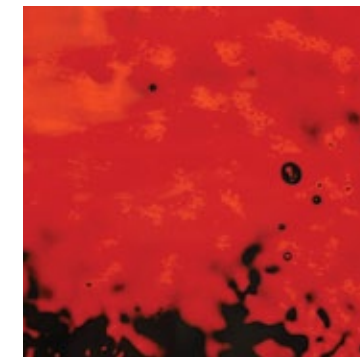
Ivory



Lapis




Turquoise




Red Moon

PEKING GLASS



White Jade

CAST GLASS



Amber Cast Glass




Cast Glass


MICA



Deep Amber



Pewter



Mixed Mica




Clear Amber

STRAW MARQUETRY



Beechwood




Bronze




Ebony



Celadon



Burnished Metal




Aqua

STRAW MARQUETRY



Deep Blue (Swatch on request)




Golden Brown



Jade Green



Shale Grey




Silvered




Amethyst Ombré Ligne Straw




Dusk Ombré



Daybreak Ombré




Natural Ombré



Burnt Coral Ombré




Autumn Embers




Opal


STRAW MARQUETRY



Deep Blue Prism




Natural Prism



Burnished Woven



Ebony Embers




Coral Embers




Flax Embers



Burnished Metals Havana




Ebony Havana



Cigar Havana

BEEBLE WING




Beetle Wing

PARCHMENT



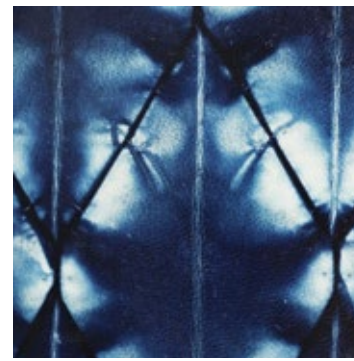
Ivory




Natural



Pepper Grey



Shibori Tie-Dye



Café Au Lait - Lacquered



Cocoa - Lacquered




Natural - Lacquered



Leaf Green



Azur



Celadon



Coral Red




Russet Brown


WOOD



Figured Sycamore




Smoked Eucalyptus




Fumed Larch




Grey Ash




Bamboo




Walnut




Mahogany




Koto




Wenge



Louro Preto



Dark Cherry, Grooves



French Oak


WOOD



Burned Ash




Black Oak




Black Walnut


BRONZE & METALS




Bronze Patina, Grooves




Patinated Brass, Grooves




Patinated Brass, Droplets




Burnished Brass



Bronze Patina



Dark Bronze Steel



Black Bronze



Silvered Bronze



Gold Pleated Brass

BRONZE & METALS



Polished Brass




Brushed Amber Steel



White Bronze



Lacquered Natural Brass



Patinated Brass - Textured

FABRIC & LEATHER



Camel Woven



Cement Woven



Espresso Woven



Ecru Woven




Jacquard



Grey Velvet

FABRIC & LEATHER




Midnight Blue Velvet




Cinnabar Red Velvet



Cocoa Chenille



Celadon Silk Handwoven



Coral Red Silk Handwoven



Slate Grey Silk Handwoven



Ivory Silk Handwoven



Cream Silk Handwoven



Sparkle Cream Silk Handwoven



Cappucino Silk Handwoven



Scarlet Leather



Tan Leather

FABRIC & LEATHER



Taupe Leather



Grey Embossed Leather




Lie de Vin Nappa Leather



Embossed Leather



Kita Handwoven



Braided Cover




Papier Sauvage

STONE




Rock Crystal



Calcite - Amber



Calcite - Natural



Black Marble




Onyx Marble



Alabaster



Breccia Marble



Ivory Travertine



Walnut Travertine


Material swatches shown here are for reference only. If you wish to request any item in a material, colour or finish that is different from that shown on its catalogue page, please obtain a quotation for customisation from our Trade Sales team.

Adorning the Room

Alexander Lamont's accessory objects take an artistic approach to adorning the home. The Editions collection of curated objects presents striking, sculptural elements that are both functional and beautiful to behold; while our one-off and limited-edition Studio pieces exude refinement and individual artistic expression. Every object is made by hand in our workshops and lavished with our signature materials. These are the objects we touch and remember, the treasures that adorn the room.

alexanderlamont.com





Le Mur

Our designs, materials and skills can be seen beautifully on vertical surfaces with simple installation methods. For details on Alexander Lamont's celebrated 'Le Mur' collection of entirely hand-made wall panels please visit your nearest representative to see and touch samples or contact us directly for a catalogue or further information. You can also visit our website.

alexanderlamont.com



ALEXANDER
LAMONT

Credits

Photography : Boonyakorn Pulsri
Jonathan Allen
Zac & Zac
John Hennequin
Yuna Yagi
Marc Schultz
Stylist : Naomi Daimaru

All rights reserved. No part of this publication may be reproduced in any form or any means without prior permission in writing from Alexander Lamont Limited

© Alexander Lamont Limited

